Lacey City Council Worksession Agenda

Refer to the bottom of the agenda for meeting information.

Tuesday, April 14, 2026	6:00 PM	Council Chambers and Online

1. **Call to Order**
2. **Roll Call**
3. **Land Acknowledgement**
   We, the City of Lacey, are on the ancestral land of the Tribal People of the Treaty of Medicine Creek, including the Nisqually Indian Tribe and Squaxin Island Tribe. We acknowledge and remember those Tribal People not recognized today who were absorbed or relocated into other tribes for survival. We recognize the ancestors and their descendants who are still here. We recognize and respect the Tribal People of the Treaty of Medicine Creek as the traditional stewards of this land since time immemorial and their role today in taking care of these lands in perpetuity. We recognize and have the responsibility to call attention to the histories of dispossession, forced removal, and abridged treaty rights that allowed our nation, state, and city to develop as they have today. We recommend that community members read the Medicine Creek Treaty of 1854.
4. **Approval of the Agenda**
5. **Public Comment**
   Refer to the bottom of the agenda for instructions on how to provide public comment.
6. **Agenda Items**
   A. **Community and Cultural Events Grant Briefing**
   Shannon Kelley-Fong, Assistant City Manager
   Veronica Hand, Equity and Inclusion Program Manager

   B. **Transportation Benefit District Briefing**
   Scott Egger, Public Works Director
   Aubrey Collier, City Engineer
   Donna Feliciano, Interim Communications Manager

   C. **Preliminary 2025 Year-End Financial Briefing**
   Troy Woo, Finance Director

   D. **Council Reports**
   City Council
7. **Adjourn**

Meeting Information:

Attendance (Remote or in Person)

The public may attend the meeting in person, or you may view or listen to the meeting using one of the following platforms:

In-Person:	Council Chambers at Lacey City Hall 420 College Street SE, Lacey, WA 98503
Zoom:	https://us02web.zoom.us/webinar/register/WN_6IjDeHl8SE6gmZ-7XQdgHw
Website:	https://cityoflacey.org/government/public-meetings/
Facebook:	https://www.facebook.com/cityoflacey
YouTube:	https://www.youtube.com/watch?v=XYCytxP9LqQ
Phone:	(888) 788-0099 or (877) 853-5247 (Webinar ID 889 7554 4631)

Verbal Public Comment

Each speaker is limited to three minutes. Comments are welcome on matters connected to City business or specific agenda items.

Prior to starting your comments, please provide your:

a. Name
b. City of residence or connection to the City
c. Topic or subject matter of your comments

Those wishing to provide verbal public comment may do so in-person or by Zoom:

In-Person:	Use the sign-up sheet located in the Council Chambers.
Zoom:	Preregister using the following Zoom link no later than two hours prior to the meeting: https://us02web.zoom.us/webinar/register/WN_6IjDeHl8SE6gmZ-7XQdgHw Instructions and access details will be provided once registration is complete.

Written Public Comment

Public comments may also be submitted by email to PublicComment@cityoflacey.org. The commenting period will close two hours before the meeting time. Written comments will be provided to the City Council electronically prior to the meeting. Comments will not be addressed during the Council meeting; however, comments received will be added to the official record.

STAFF REPORT

Council Worksession
April 14, 2026

Subject:	**2026 Community and Cultural Events Grant (CCEG) Award**
To:	Lacey City Council
Prepared by:	Veronica Hand VH
Department Director:	Shannon Kelley-Fong, Assistant City Manager SKF
Final Review:	Rick Walk, City Manager RW

Purpose: Briefing

Recommendation: Review only. Staff will provide a briefing regarding the Commission of Equity's recommendation to approve **Option 1. Prioritize Funding for Community and Cultural Events:** Provide funding for eight events that are both community and cultural events. The 8 applicants would receive nearly 75% (74.6%) of their request for a total allocation of $25,000. Based on City Council direction, staff will schedule the 2026 Community and Cultural Events Grant awards for formal action at a future Council meeting.

Brief: The City established a pilot, 2026 Community and Cultural Events Grant program to support events and activities that enhance community engagement, celebrate cultural diversity, and provide accessible opportunities for community members to gather and participate in local traditions, events, and celebrations. The program received 12 eligible applications requesting more than the $25,000 available.

Alternatives: City Council could also contemplate one of the following:

2. **Prioritize Five Applicants for Full Funding:** Identify and prioritize five or six applicants to receive full funding based on Council priorities such as community impact, cultural representation, or anticipated attendance, for a total of $25,000. Remaining applicants would not receive funding under this option

3. **Equal Percentage Distribution Among All Applicants:** Fund all 12 applicants at nearly 50% (49.7%) of their request for a total allocation of $25,000.

4. Some other option not contemplated in the above options.

Prior Review:

City Council Regular Meeting - October 7, 2025
City Council Work Session - September 23, 2025
Commission on Equity Meeting - October 27, 2025
Commission on Equity Meeting - June 23. 2025
Commission on Equity Meeting - March 24, 2025
Commission on Equity Meeting - February 24, 2025

Advisory Board Recommendation(s):

Commission on Equity - **Recommend Option 1**. **Prioritize Funding for Community and Cultural Events:** Provide funding for eight events that are both community and cultural events. The 8 applicants would receive nearly 75% (74.6%) of their request for a total allocation of $25,000.

Fiscal Impact:
Budgeted Item: Yes
Amount: $25,000

Funding Source: 001-0302-519.49-54

Attachments:

1. CCEG Applications
2. CCEG Application and Options Spreadsheet

Policy or Legal Alignment:

1. CCEG Policy

Background:
The City of Lacey established a pilot 2026 Community and Cultural Events Grant program to support events and activities that enhance community engagement, celebrate cultural diversity, and provide accessible opportunities for community members to gather and participate in local traditions, events and celebrations.

For the 2026 grant cycle, the City received 16 applications:

- 12 qualified per the policy
    - 1 withdrew
    - 1 did not qualify due to an attendance fee
    - 2 did not qualify due to not being open to the general public or gender eligibility

All of the applications are from local organizations seeking support for community-based events and cultural programming. The total amount requested exceeded the $25,000 available in the program budget.

Staff is requesting direction from the City Council on how to allocate the available funding among the applicants. Staff has prepared several potential allocation approaches for the Commission's consideration.

Funding Allocation Options

The City Council could choose one of the following options. Staff recommends **Option 1**.

1. **Prioritize Funding for Community and Cultural Events:** Provide funding for eight events that are both community and cultural events rather than only community events. The 8 applicants would receive nearly 75% (74.6%) of their request for a total allocation of $25,000.

2. **Prioritize Five Applicants for Full Funding:** Identify and prioritize five or six applicants to receive full funding based on Council priorities such as community impact, cultural representation, or anticipated attendance, for a total of $25,000. Remaining applicants would not receive funding under this option.
3. **Equal Percentage Distribution Among All Applicants:** Fund all 12 applicants at nearly 50% (49.7%) of their request for a total allocation of $25,000.
4. Some other option not contemplated in the above options.

Table A provides an abbreviated overview of the applications and Option 1. See **Attachment 1**, Applications, and **Attachment 2**, Application Spreadsheet, for more details.

Table A Abbreviated Overview of Applications and Options					
Event Type	**Organization Name**	**Event Name**	**Funding Request**	**Estimated attendance not modified**	**Option 1: Fund Community & Cultural events equal % (74.6% of the request)**
Community & Cultural Event	Hummingbird Studio	Art in the Park	$2,500.00	50-100	$1,865.67
Community & Cultural Event	New Life Baptist Church of Thurston County	Black History Month Pop Up Museum	$5,000.00	500-750	$3,731.34
Community & Cultural Event	TOGETHER!	Club House Community & Cultural Event (Dia De Los Muertos)	$5,000.00	150-200	$3,731.34
Community & Cultural Event	Women's Dignity School	Community Cultural Gathering (West African Drumming)	$5,000.00	80	$3,731.34
Community Event	FEED NEEDS	FEED NEEDS – Lacey Community Food & Grill Outreach	$5,000.00	350	$0
Community & Cultural Event	INDIAN AMERICAN STAR FOUNDATION	Holi - Festival of Colors - A Community Celebration of Unity and Diversity	$1,000.00	75	$ 746.27
Community & Cultural Event	Polynesian Association of	LaceyPolyFest	$5,000.00	5000+	$3,731.34

	Thurston County				
Community Event	The JOLT News Organization	Local News Day	$5,000.00	275-325	$0
Community Event	Olympia Youth Chorus	Olympia Youth Chorus Holiday Concert	$1,800.00	600	$0
Community & Cultural Event	Christlike AgroTourism for Racial Equality Wellness Center & Services	S.A.F.E. Community Wellness Day - Presented by C.A.R.E. Wellness Center	$5,000.00	100	$3,731.34
Community & Cultural Event	South Sound Studio Tour Foundation	The South Sound Studio Tour	$5,000.00	150 in Lacey	$3,731.34
Community Event	Thurston County Food Bank	Thurston County Hunger Walk	$5,000.00	100	$0

Community and Cultural Grant Funding Application

Row 1

Organization Name	Polynesian Association of Thurston County
Event Name	LaceyPolyFest
Event Goal Alignment	Advance Council-adopted goals, City-wide policies, and the City's strategic planning Benefit the City's diverse communities Create and maintain an environment free of discrimination Promote the City and Create a welcoming environment
Event Description	The LaceyPolyFest is an annual event that's FREE to the public. It showcases and educates the public on the various cultures, food, dances, music and the many stories of various Polynesian Island Groups. It provides many vendors (food, craft, information) an opportunity to sell their good for profit and tell their story. It also provides many businesses an opportunity to promote and advertise their business.
Event Address	26-27 Jun 2026
2. Funding Request	$5,000.00
Event Start Date	06/26/26
Event End Date	06/27/26
4. Safe, Inclusive, & Welcoming	The LPD and LFD are key players in our event. They're made aware every year for their participation in presence patrols. The LFD are provided a spot at the festival for easy access in case of an emergency. The festival staff and vendors are reminded of being a safety agent duringthe event.
Use of Funding (Scope of Services)	Equipment and Supplies Marketing and Communications Program and Activities Venue
Total Budget	$13,719.09
City of Lacey Funding	LTAC
Estimated overall attendees	5000+

BIG TICKET ITEMS LaceyPolyFest 2026					
Item	**Cost per**	**Total items Needed**	**Total Cost**	**Provider**	**Status**
Stage w/ overhead cover; 2x side steps. Changing tents (2)		2'x24'x32' 10'x20' 30'x40'	$4604.07	Celebrations Rental	
Sound/ DJ			$2500	Keni Sounds LLC	
Generator(15KW), trailer Spider box, 50' cable		1	$1300	Sunbelt Rentals	
Sports complex Reservation	$500 per day/ deposit	2x days	$1500	Lacey Parks & Recreations	
Event Insurance			$1502.74	Farmers Insurance (Audley Williams)	
ATM (portable)		1	$250	Cash Money ATM, LLC (Kris Peterson)	
Dirty water tank			$1062.28	Honeybucket (Sumner Taggart) 206-510-6405	
Event Banner/ Printing/promotional materials			$1000	Nisqually Post & Print	
Total			**$13,719.09**		

s

As of: 08/05/2024

Community and Cultural Grant Funding Application

Row 2

Organization Name	New Life Baptist Church of Thurston County
Event Name	Black History Month Pop Up Museum
Event Goal Alignment	Benefit the City's diverse communities Create and maintain an environment free of discrimination Promote the City and Create a welcoming environment
Event Description	The Annual Black History Month Pop-Up Museum is an interactive educational experience featuring curated exhibits, guided tours, and educational field trips that highlight the history and contributions of Black communities. Designed for students, families, and community members, the museum centers underrepresented narratives, encourages meaningful dialogue, and fosters cultural understanding. Through inclusive and accessible programming, the event strengthens community connection and promotes equity, belonging, and shared learning.
Event Address	7838 Pacific Avenue South East, Lacey, Washington 98503
2. Funding Request	$5,000.00
Event Start Date	02/01/26
Event End Date	02/27/26
4. Safe, Inclusive, & Welcoming	Our annual Black History Month Pop-Up Museum was designed to introduce and foster safe, inclusive, and welcoming community by providing culturally affirming educational experiences for students, families, and all community members to learn from. We center and celebrate the narrative and many contributions of black people, while using it as a life curriculum that's present through exhibits and guided tours Our guided tours, educational field trips, and special exhibits promote historical awareness, representation, and cross-cultural understanding.We focus on centering a narrative that's often underrepresented while encouraging and readying our community for challenging life dialogue. The museum creates an environment where participants feel valued, supported, and engaged. The program strengthens community connections, supports inclusive learning, and uses education as a tool to promote equity and belonging for all people.
Use of Funding (Scope of Services)	Administration Equipment and Supplies Food & Beverage Marketing and Communications

	Program and Activities Staffing and Volunteers Venue
Total Budget	$5,250.00
City of Lacey Funding	Not Applicable
Estimated overall attendees	500 - 750

2026 | Black History Month Budget

<u>Projected budgetary expenditures</u>

- Museum Display Supplies & Materials *$2,000.00*
- Genealogy Workshop *$300.00*
- Youth Activities *$700.00*
- Music Kiosk **(Justin Taylor)** *$250.00*
- Negro Baseball League Exhibit **(Micheal Bowles)** *$500.00*
- Graphic Designs & Printing (Flyers, Posters, Banners, Lamination, Grommets, etc.) *$650.00*
- Food (Tour Refreshments & Reception) *$750.00*
- Miscellaneous *$100.00*

Total: <u>$5,250.00</u>

Community and Cultural Grant Funding Application

Row 4

Organization Name	FEED NEEDS
Event Name	FEED NEEDS – Lacey Community Food & Grill Outreach
Event Goal Alignment	Advance Council-adopted goals, City-wide policies, and the City's strategic planning Benefit the City's diverse communities Create and maintain an environment free of discrimination Promote the City and Create a welcoming environment
Event Description	FEED NEEDS will host a free, open-to-the-public community food giveaway and grill-based hot meal service in Lacey. The event will provide shelf-stable groceries, fresh produce (when available), and hot grilled meals prepared onsite and served by volunteers. This event supports families, seniors, youth, and individuals experiencing food insecurity. In addition to food distribution, we provide connection to local partner resources, volunteer engagement opportunities, and a welcoming space where community members gather without stigma. The event is designed to strengthen neighborhood relationships, reduce food insecurity, and promote health and dignity through accessible nutrition and hospitality.
Event Address	6729 Pacific Ave SE, Lacey, WA 98503
2. Funding Request	$5,000.00
Event Start Date	07/18/26
Event End Date	07/18/26
4. Safe, Inclusive, & Welcoming	FEED NEEDS operates under a dignity-first model. All participants are served without discrimination. The event is: • Free and open to the general public • ADA accessible • Volunteer-supported with clear safety protocols • Substance-free and family-friendly • Operated in compliance with local park and public safety regulations We intentionally create a welcoming atmosphere where individuals from diverse cultural, racial, and socioeconomic backgrounds gather together. Food is used as a unifying bridge to build belonging, reduce isolation, and foster community trust.

Use of Funding (Scope of Services)	Administration Equipment and Supplies Food & Beverage Marketing and Communications Program and Activities Staffing and Volunteers Transportation Venue
Total Budget	$8,750.00
City of Lacey Funding	N/A
Estimated overall attendees	350

FEED NEEDS
Lacey Community Food & Grill Outreach
Event Budget Summary

Category	Description	Amount
Food & Beverage	Groceries, fresh produce, grill supplies	$3,200
Equipment & Supplies	Tables, tents, sound system, safety supplies	$1,250
Venue & Permits	Park reservation & permits	$650
Marketing & Communications	Flyers, banners, outreach materials	$400
Staffing & Volunteers	Volunteer support supplies, stipends	$750
Administration & Operations	Event coordination, processing fees	$1,250
Transportation		
Total Event Budget		**$8,750**
Requested from City of Lacey		$5,000

Funding is requested on a reimbursement basis. No funds will be used for alcohol, religious promotion, or political activity. All event activities are free and open to the public.

JOIN

FEED NEEDS

for another

HUGE Food Giveaway!

PROMPTLY at 10:00 AM

Portland Ave Community Center

in support of

Together We Thrive – East Tacoma

This event goes FAST!

Bring your **BAGS & TOTES** to **STOCK UP** your pantry & help your neighbor too!

GEAR UP FOR WEEKEND COOKOFFS!

Tell your friends & spread the word!

Learn more: **Feed-Needs.org**

Support our weekly popups:

Givebutter link

#TogetherWeThrive • #FEEDNEEDS • #EastTacoma • #FoodGiveaway • #CommunitySupport

FEED NEEDS UPDATE

We will ***not*** be hosting our usual **FREE FOOD GIVEAWAY POP-UP** this week.

Instead, we invite everyone to join us in the continued spirit of giving at **KNEELAND PARK**, where we'll be collecting and donating **IN-DATE, NONPERISHABLE CANNED FOODS** in support of **MASON COUNTY COMMUNITY RESOURCES (MCCR).**

TOGETHER WE THRIVE.

ARTSWA

CALLING ALL ARTISTS & LOCAL BUSINESSES

2026 WILL BE BIG FOR COMMUNITY ART IN SHELTON!

ARTISTS: SEND US YOUR WORK

&

BUSINESSES: SEND US YOUR IDEAS

LET'S UPLIFT THE COMMUNITY THROUGH ART!

adam@feed-needs.org

FEED NEEDS

This program is supported, in part, by a grant from the Washington State Arts Commission.

TODAY'S HOT MEAL ALERT

COMMUNITY LIFELINE · NOON

CREAMY POTATO SOUP

MADE WITH LOVE BY
SOUPER SUNDAY
SHELTON'S LYN LJ

BBQ ROASTED CHICKEN

PREPARED BY
FEED NEEDS

WARM FOOD. WARM COMMUNITY. WARM HEARTS.

PULL UP AT 12 PM AND GET FED, 🙌💛

SEATTLE SEAHAWKS
ARE GOING TO SUPER BOWL LX!

LIX SUPER BOWL

Join *Community Needs Project* for a

SUPER BOWL LX
VIEWING PARTY
+ SHELTON'S 1st SOUPer BOWL!

Sunday, February 8, 2026

- **Where: TBD** (Shelton, WA)

Bring your favorite goodies + a soup to share if you can!

Love of Christ in Our Community ❤️

Together We Thrive.

Want to help sponsor food / supplies / drinks?

🌐 **Website: Feed-Needs.org**

❤️ **Givebutter: givebutter.com/q5GbLt**

#SOUPerBowlShelton • #Seahawks • #SuperBowlLX • #TogetherWeThrive • #CommunityNeedsProject • #SheltonWA

If any of this feels familiar...

You're not alone. FEED NEEDS is here to help.

- ★ Message us
- ★ Visit a pop-up
- ★ Connect with partners along the I-5 corridor



Every young person deserves a safe place to stay.

FEED NEEDS • I-5 Corridor Youth Support

Community and Cultural Grant Funding Application

Row 5

Organization Name	Olympia Youth Chorus
Event Name	Olympia Youth Chorus Holiday Concert
Event Goal Alignment	Advance Council-adopted goals, City-wide policies, and the City's strategic planning Benefit the City's diverse communities Create and maintain an environment free of discrimination Promote the City and Create a welcoming environment
Event Description	The Olympia Youth Chorus requests support from the City of Lacey to bring our December 2026 concert to the Koval Center for the Performing Arts. By securing this grant, we can continue to offer our concerts for free to the entire community, ensuring the Lacey community can experience the joy of live choral music. Our December concerts serve a dual purpose: they provide a stage performance for our youth and act as a catalyst for local giving. This past December, we supported South Sound Reading Founding by hosting a book drive and accepted donations for them at our December concert. The Olympia Youth Chorus is made up of over 95 kids from the South Puget Sound area drawing from 39 different schools, many of them located within the Lacey. Each season, we put on 3 community concerts.
Event Address	Koval Center for the Performing Arts, 4155 6th Ave NE, Lacey WA 98506
2. Funding Request	$1,800.00
Event Start Date	12/14/26
Event End Date	12/14/26
4. Safe, Inclusive, & Welcoming	Olympia Youth Chorus strives to be a place of belonging and community for the kids and families that are part of our weekly rehearsals. Drawing from 39 different schools means the kids build new friendships. We believe that community extends beyond our organization and invites in people within the communities where we sing. Being inclusive starts at the door and by offering this concert for free, it removes the most frequent barrier to accessing the arts. We will also work to ensure our concert feels safe and models the ideal way of being, including sharing time and talents along with giving back to the South Sound Reading Foundation who ensures, there are no barriers to kids having access to books. This is a great way to invite all to participate in giving or receiving a book while also receiving the gift of music. We aim to create meaningful connections.

Use of Funding (Scope of Services)	Venue
Total Budget	$3,874.00
City of Lacey Funding	No other City funding is received or applied for.
Estimated overall attendees	600

December 2026 Concert Budget

Expense	Cost Requested in Grant	Total Cost
Koval Center Rental	$1800	$1800
Directors x 4	*$0 - cost share*	$538
Accompanists x 4	*$0 - cost share*	$600
Additional Staff Present during the concert (Executive Director, Artistic Director, Financial Manager, Choir Manager)	*$0 - cost share*	$786
Program printing	*$0 - cost share*	$150
Totals	**$1800**	**$3874**

Olympia Youth Chorus (OYC) provides young singers with rich music education, performance opportunities, and benefits of a strong creative community.

OlympiaYouthChorus.org

3 CONCERTS

- December 8 @ 6:30 pm: Magical Moments at CHS
- March 21 @ 4:00 pm: Memory Lane at Koval Center, Lacey
- May 16 @ 3:00 pm: Musical Passport at Calvary Chapel

Join Us!

Core Values

ARTISTIC INTEGRITY

We seek to inspire and motivate our singers through literacy and intentional practice. Our directors are professional music educators who teach musical skills and knowledge in a progressive manner.

CREATIVITY

We commit to a program that is ever-evolving, and continue to discover and foster new voices, new ideas, and new ways to present choral music

COLLABORATION

We believe that through collaboration we foster a sense of belonging for our students and families and create a thriving, connected community.

COMMUNITY INCLUSION

We strive to reflect our larger community by mitigating barriers of participation, providing diverse music and cultural experiences, and encouraging kindness and acceptance - uplifting our members and the greater community through the work of our students.

Friend of OYC

- Name listed on OYC website
- Name printed in March & May programs

$100

Encore Sponsor

- **FRIEND package**, *plus*:
- Name listed on OYC social media platforms

$250

Soloist Sponsor

- **ENCORE package**, *plus:*
- Logo featured on OYC website & social media
- Sponsor Table (shared) at 1 concert to engage with families
- 3.5 x 2" size ad in March & May programs

$500

Bravo Sponsor

- **SOLOIST package**, *plus*:
- Dedicated social media post (2x a year)
- Sponsor Table (shared) at 2 concerts
- Half-page ad in March & May programs
- Hyperlinked logo on OYC website

$1000

Director Sponsor

- **BRAVO package**, plus:
- Dedicated social media posts (4x a year)
- Sponsor Table at all concerts
- Full-page color ad prominently placed in March & May programs
- Reserved seating for 6 at March & May concerts

$1500

Get involved!

- Become a Season Sponsor
- Volunteer your time and talents
- Donate here:

GET CONNECTED

Jamie Teuteberg, Executive Director

ed@olympiayouthchorus.org
360-726-3550

Follow us on Instagram & Facebook

OYC is a 501(c)(3) non-profit serving Thurston, Mason, and Lewis Counties

Acknowledgments

A special thanks to the parents and families of our students for their support. Thank to the OYC staff and board members who educate and rally behind our students. And thank you so much to our Sponsors: Olympia Federal, Ballet Northwest, Danno Piano, Bill Peden, CFP, Christopher Wang and WSU School of Music.

About the organization

The Olympia Youth Chorus is a community-based multi-ensemble organization dedicated to nurturing young voices through music education, teamwork, and performance. Founded in 1995, the choirs bring together singers grades K-12 from Thurston, Lewis, and Mason Counties to share the joy of choral music.

Upcoming Events

- Bring a Friend Rehearsal: Monday, January 5, 2026 @ Washington Middle School 4:30 pm
- Mid-year Auditions: January 7, 2026 @ Washington Middle School 4:30 pm
  - Pre-registration is suggested, available on our website.
- Memory Lane Concert: March 21, 2026 @ The Koval Center North Thurston HS 4:00 pm
- Musical Passport Concert: May 16, 2026 @ Calvary Chapel 3:00 pm

Staff

- Executive Director - Jamie Teuteberg
- Artistic Director - Nadine Bozeman
- Choir Manager - Michelle Stanley
- Financial Manager - Adeline Albert
- Social Media Manager - Lauren Hays

For more information, visit us online:
OlympiaYouthChorus.org and on Facebook and Instagram

OLYMPIA YOUTH CHORUS PRESENTS

Magical Moments



December 8, 2025
6:30 PM

Capital High School Performing Arts Center

Kids Helping Kids is supporting:

South Sound Reading Foundation (SSRF)

The OYC *Kids Helping Kids* initiative is a way for OYC to support a non-profit in our community by sharing the donations received from tonight. Thank you for supporting OYC & SSRF! Electronic donations accepted by scanning the QR code.

Part I - Dolce (Kinder - 2nd)
Directed by: Jason Brinker
Collaborative Pianist: Nicole Moe

Minka - Ukrainian Folk Song
Grandmother Moon (Winter Moon) arr. Eleanor Daley
Over My Head - arr. Adam & Matt Podd

Part II – Bel Canto (3rd - 5th)
Directed by: Jarred VandenBosch
Collaborative Pianist: Hallie Meaney

Praise the Lord, Alleluia – William Boyce and arr. by Douglas Wagner
Who Has Seen the Wind – by Mark Patterson
Gonna Take You on a Sleigh Ride – arr. Douglas Wagner

Part III – Coro Voce (6th - 8th)
Directed by: Caitlin Van Zee
Collaborative Pianist: Nicole Moe

Windy Nights – by Kirk Aamot
Once Upon a December – arr. Carl Stommen
Can You Hear - by Jim Papoulis
Soloists: Brittney Levanel, Juli Hall, Joann Jaison, Henry Boatright
Percussion: Adeline Albert, Lauren Hays

Part IV – Cantabile (9th - 12th)
Directed by: Nadine Bozeman
Collaborative Pianist: Jennifer Hermann

Bring a Torch, Jeannette Isabella – arr. Dean and Jean Perry
Up Above My Head – arr. Andrea Ramsey
Soloists: Paige Van Oenen, Sierra Newell, Emily Titterington, Claire Byers, Joanna Horton, Maggie Metzger
Hanerot Halalu – by Michael Berg Raunick
Glow – by Eric Whitacre

Part V - Olympia Youth Chorus
Silent Night - by Josef Mohr

We invite you to join us the second time.

Silent night, holy night, All is calm, all is bright
Round yon virgin mother and Child.
Holy Infant, so tender and mild,
Sleep in heavenly peace, Sleep in heavenly peace.

Dolce: Ahti Hafkemeyer, Avery Thronson, Brynn Trask, Elin Dietz, Hazel Mei Albert, Maggie Legg, Molly Conn, Peter Wilkins, Sadie Brown, Silas Farmer, Sophia Harbour

Bel Canto: Adeline Dolge, Angus Nicholas, Charlotte Harbour, Elizabeth Brown, Eloise Healy, Georgia Woodbridge, Harper Johnston-Winstedt, Isaac Legg, Isabella North, Jameson Trask, Jules Poteet, Juniper Carmon, Kiley Alway, Lillian Conn, Madeline Trask, McKenzie Soikowski, Penelope Styron, Piper Carignan, Raquelle Atkinson, Rey Keller, Roxanne Curley, Ruth Richards, Saoirse Olson, Wren Uyeda, Zariya Boity, Zora Chase

Coro Voce: Adela Matheson, Britney Levanel, Cali Zimmerman, Catherine Becker, Cece Abbott, Ciara Curran, Eden Buck, Elly Sharp, Everly Francis, Gia Bedi, Harper Weeks, Hazel Ellings, Henry Boatright, Iris Styron, Joann Jaison, Julianna Hall, Kira Allen, Kristin Atkinson, MJ Healy, Mayra Timm, Nora Hopkins, Ofelia Thompson Gilbert, Sophia Bacon, Sophia Smitherman, Supriti Prasanna

Cantabile: Ada Martin, Adelia Sanchez, Amy Levanel, Anika Prabakar, Brynn Williams, Charlie Taron, Chloe Wagner, Claire Byers, Emi Moe, Emily Titterington, Joanna Horton, Laura Mutchler, Lily Van Oenen, Maggie Metzger, Olivia Boulay, Paige Van Oenen, Sierra Newell

Community and Cultural Grant Funding Application

Row 6

Organization Name	Hummingbird Studio
Event Name	Art in the Park
Event Goal Alignment	Advance Council-adopted goals, City-wide policies, and the City's strategic planning Benefit the City's diverse communities Create and maintain an environment free of discrimination Promote the City and Create a welcoming environment
Event Description	Hummingbird Studio will host a one-day Art in the Park event at Woodland Creek Community Park on Friday, July 24, 2026. The event will be free, family-friendly, and open to the public with drop in hours from 10am to 2pm., and will provide a safe and welcoming environment for participants. This event prioritizes outreach to Lacey residents and creates a free cultural opportunity within a neighborhood park that expands access to arts participation for local families and community members. Participants of all ages and abilities may explore a variety of creative activities. Hummingbird Studio will provide all materials, including supplies for painting, drawing, and beadwork, so cost is never a barrier to participation. We use non-toxic, washable, and eco-friendly products whenever possible, minimize single-use items, recycle materials, and strive to minimize environmental impact. Live music and light snacks will create a welcoming, family-friendly atmosphere and encourage community connection. The event activates a public park through arts programming that encourages positive and creative use of shared community space. Two staff members and a dedicated team of volunteers will facilitate art making, offer encouragement, and ensure that participants receive the support they need. Hummingbird Studio will promote the event through social media channels, flyers, and outreach support from the City of Lacey.
Event Address	Woodland Creek Park, Shelter B, 6729 Pacific Ave. SE, Lacey, WA 98503
2. Funding Request	$2,500.00
Event Start Date	07/24/26
Event End Date	07/24/26
4. Safe, Inclusive, & Welcoming	Hummingbird Studio (hummingbird studio.org) was founded on the belief that creative expression should be accessible to everyone. Our Art in the Park event at Woodland Creek Community Park is intentionally designed to create a space where people of all ages,

	abilities, identities, and backgrounds feel welcomed, respected, and supported. This work builds on more than ten years of inclusive community programming. Hummingbird Studio has extensive experience producing accessible public art events, including the City of Olympia Spring and Fall Arts Walk, Art in the Park events in Olympia and Tumwater, and last summer's Art on the Farm in partnership with GRuB. Hummingbird Studio celebrated our ten-year anniversary in August 2025 at Squaxin Park in Olympia. The event was an inclusion and friendship festival called iff oly and was sponsored by the City of Olympia and the Washington State Arts Commission (ArtsWA).Through our weekly studio programs and public events, we developed strong practices that address diverse access needs, support positive behavior, and help participants feel comfortable engaging in shared public spaces through creative participation. The event is free and offered in an easy drop-in format, which reduces financial and logistical barriers to participation. Hummingbird Studio will provide all art materials and activities will remain adaptable so artists can engage at their own pace and according to their interests and abilities. Two trained staff members and four experienced volunteers will provide guidance, model inclusive practices, and ensure participants receive encouragement and assistance. We will offer three to four activity stations and gather informal participant feedback to asses accessibility, engagement, and overall community impact. Staff and volunteers will maintain clear sight-lines across activity areas to support safety and accessibility throughout the event. Hummingbird Studio cultivates belonging by emphasizing process over product and by celebrating each person's unique creative voice. Participants create alongside one another, which sparks conversation, creative collaboration, and connection among community members who might not otherwise meet. Live music, shared tables, and snacks further contribute to a relaxed atmosphere where families, caregivers, and individuals feel comfortable staying and connecting. By bringing inclusive art making into a public park in partnership with the City of Lacey, Hummingbird Studio demonstrates how community spaces thrive when everyone is invited to participate. Participants leave feeling welcomed, seen, valued, and inspired in their creative expression.
Use of Funding (Scope of Services)	Administration Equipment and Supplies Food & Beverage Marketing and Communications Program and Activities Staffing and Volunteers Venue
Total Budget	$2,500.00
City of Lacey Funding	Not Applicable
Estimated overall attendees	We anticipate welcoming between 50-100 participants over the four hour event with approximately 30-40 people engaged at any given time. This flow allows Hummingbird Studio staff and volunteers to provide meaningful support while maintaining a relaxed, safe, and

uncrowded environment at Woodland Creek Community Park, Shelter B.

City of Lacey – Community & Cultural Event Grants

Hummingbird Studio – Art in the Park
Friday, July 24 10am-2pm
Woodland Creek Park, Shelter B
Lacey, WA 98503

Event Budget

Requested Funding Amount: $2,500

Staffing and Volunteers

- Staff @$30/hr x 10 hours = $300
- Staff @$38/hr x 10 hours = $380

[In-Kind: Four volunteers @$25/hr x 6 hours = $600]

Equipment & Supplies

- Art materials (paint, drawing tools, beadwork supplies, paper, etc.) = $400

Food & Beverages

- Snacks = $220

Venue

- Park/shelter fee = $100

Program & Activities

- Face Painter and supplies = $200
- Live music honorarium (estimate) = $500

Marketing & Communications

- Vinyl commemorative stickers = $100
- Flyers, printing, and social media paid advertising = $300

Total Art in the Park Budget: $2,500

hummingbird studio presents:

celebrating 10 YEARS

INCLUSION & FRIENDSHIP FEST

iff.oly

SATURDAY, AUGUST 2, 2025

11 AM - 1 PM FREE

SQUAXIN PARK ROSE GARDEN

OLYMPIA, WA

RAIN OR SHINE
PLEASE PLAN
TO CARPOOL

THANKS TO SPONSORS

Olympia

ARTSWA

inspire Olympia

ART
FOOD
MUSIC
FUN

hummingbird studio .org

where art belongs to everyone

CELEBRATING A DECADE OF CHARM

Questions? Email hummingbird@kokuaservices.org

WELCOME
FRIENDS
hummingbird
studio
celebrating
10
YEARS
LIMITED
EDITION
PREMIUM
fresh strawberries

FRIENDSHIP
BRACELETS

ROTARY
INTERNATIONAL
PRESENTED TO TUMWATER BY
TUMWATER ROTARY AUG. 1981

Santos...
3m ago
How
Monte
Santos...
3m ago
Wtfff
JOSHUA

Community and Cultural Grant Funding Application

Row 7

Organization Name	South Sound Studio Tour Foundation
Event Name	The South Sound Studio Tour
Event Goal Alignment	Advance Council-adopted goals, City-wide policies, and the City's strategic planning Benefit the City's diverse communities Create and maintain an environment free of discrimination Promote the City and Create a welcoming environment
Event Description	The South Sound Studio Tour is a free, all-ages event that welcomes the community on a self-guided tour to explore artist studios throughout Lacey, Olympia, and Tumwater. During the two-day tour weekend each spring, visitors are invited to go behind the scenes to meet local artists in their studios, watch demonstrations, and learn about the artistic process across a range of media including painting, drawing, woodworking, ceramics, jewelry, photography, sculpture, fiber arts, and more. The South Sound Studio Tour is a free, all-ages event dedicated to enriching the lives of people in the Sound Sound region by building connections between the public and the talented artists and creatives that make our region so vibrant.
Event Address	Lacey MakerSpace at St. Martin’s University, Zaverl Hall Bldg. 5, Baran Drive SE Lacey, WA 98503
2. Funding Request	$5,000.00
Event Start Date	05/30/26
Event End Date	05/31/26
4. Safe, Inclusive, & Welcoming	The South Sound Studio Tour helps create a safe, inclusive, and welcoming community by making art accessible to all and fostering meaningful connections between artists and the public. As a free, self-guided event, the South Sound Studio Tour removes financial barriers and allows visitors of all ages and backgrounds to engage meaningfully with creatives in their area. The South Sound Studio Tour covers the Lacey, Olympia, and Tumwater areas, however thus far Lacey specifically has been underrepresented in artist participation and public attendance. Our specific goal in applying for this grant is to raise awareness of the Studio Tour for Lacey residents and artists through expanded publicity, signage, and outreach within the Lacey city limits. We want Lacey residents to have the delight and excitement of discovering the numerous talented creatives among them. We know that the Tour strengthens communities by building relationships within neighborhoods. Neighbors meet one another

	when something exciting is happening on their own street and they discover new neighborhoods in their city in the course of the Tour. By engaging directly with artists in their work spaces, visitors are inspired, student artists learn new techniques, children have their creativity sparked, and the artists gain valuable new perspectives on their work through meaningful conversations that foster mutual appreciation. A growing body of public health research demonstrates that arts and culture activities positively impact the drivers of health, health equity and economic development. Arts-rich communities are safer, more cohesive and residents tend to participate more in non-arts community activities as well. The South Sound Studio Tour showcases a diverse range of artistic voices, cultures, identities, and mediums, reflecting the richness of the South Sound community. Through direct engagement and shared creative experiences, the South Sound Studio Tour event fosters a genuine sense of welcome for all.
Use of Funding (Scope of Services)	Marketing and Communications Program and Activities Staffing and Volunteers
Total Budget	$32,121.12
City of Lacey Funding	Not applicable.
Estimated overall attendees	600 Total Tour, 150 in City of Lacey

City of Lacey Community and Cultural Event Grant Program
2026 Application - South Sound Studio Tour

EVENT BUDGET
(July 1, 2025 - June 31, 2026)

CASH EXPENSES	
EXPENSE ITEMS	**Total $**
Fees to Program Staff, Contractors	
Staff: Program Director - 5 hrs/week@$40/hr x 12 mo.	$ 10,560.00
Staff: Administrative Assistant - 3 hrs/wk@$35/hr x 9mo.	$ 4,200.00
Staff: Outreach & community engagement for City of Lacey 20 hrs @ $35/hr	$ 700.00
Professional Services, Support to Partner Non-Profits, Etc.	
Guest Juror Stipends	$ 200.00
Contributions to Community Studio Partners	$ 700.00
Financial Aid to Artists	$ 280.00
Spotlight Demo Stipends to 4 Artists @ $100 each	$ 400.00
Brochure Design	$ 800.00
City of Lacey Street Banner Design	$ 300.00
Bookeeping	$ 530.00
Program Expenses - Supplies, Rentals, etc.	
Printing of Street Banner for City of Lacey publicity	$ 1,250.00
Banner Reservation Fee	$ 50.00
Spotlight Demonstration for additional City of Lacey artists, 2 at $100 ea	$ 200.00
Printing of Tour Booklets	$ 3,414.00
Printing - Additional Tour Booklets for Lacey distribution	$ 500.00
Printing Data and Response Sheets	$ 128.00
Printing Yard Signs	$ 347.00
Printing - Additional Yard Signs & Flyers for City of Lacey publicity	$ 1,000.00
Supplies for Kid Activities estimated 20 studios (of 40 total) @ $15 each	$ 300.00
Office and Event Supplies and General Printing	$ 100.00
Post Tour party supplies	$ 300.00
Quickbooks Payments Fees	$ 59.00
Taxes and Licenses	$ 248.12
Office Rental Reserve	$ 1,000.00
Insurance	$ 850.00
Promotion/ Marketing / Communications	
Advertising and Marketing -JOLT, Arch Digest, etc.	$ 1,330.00
Website Maintenance	$ 375.00
Professional Photography and Video Production	$ 1,000.00
Photography & Videography - City of Lacey artists feature	$ 1,000.00
Subtotal - Cash Expenses	**$ 32,121.12**

CASH INCOME	
INCOME SOURCES	**Total $**
Earned Income	
Artist registration fees (70 artists @$35)*	$ 2,485.00
**Artists applying to the Tour are asked for a registration fee to confirm their participation as a studio location on the current year's tour. This fee may be waived for financial need by emailing the Tour board, with no further documentation required. There are no admission fees or costs to the public for attending the South Sound Studio Tour or related programming. The South Sound Studio Tour is a free, all-ages, public event.*	
Contributed Income and Grants	
Expected donations from fundraising	$ 5,000.00
Inspire Olympia Grant 2025-26	$22,000.00
City of Lacey Community & Cultural Event Grant	$ 5,000.00
Oranization's Own Cash	
Carryover cash from 2024-5	$ 4,356.00
Subtotal -Cash Income	**$38,841.00**
Projected Cash at End of Year	**$6,719.88**

City of Lacey Community and Cultural Event Grant Program
2026 Application - South Sound Studio Tour

EVENT MATERIAL EXAMPLES

Event Promotional Photos

Artist Jimmy Ulvenes opens his studio during the 2025 Tour

Tour-goers explore a home studio, 2025

Artist Ed Pong shares a demonstration at Lacey MakerSpace, 2025

Artist Elizabeth Berrien shares her process with visitors, 2025

Visitor Testimonials

Inspiration & Discovery:

"This is such a unique opportunity to become actively engaged with creatives of our community. Participating in a 'make' was not expected but so thrilling!"

"Loved the variety, and artists were so generous to share their process, inspiration, and workspace."

"Wonderful and inspiring hearing from the artists!" *

"Very interesting learning about the processing." *

"Fantastic! Learned so much!" *

Community & Connection:

"It was a lovely tour. Every place we visited was enlightening, interesting, and fun. The artists were so friendly. We ran out of time!"

"I loved it!...Felt so connected to my community. Love to know what's going on in buildings I go by all the time." *

"We love coming to see the open studios. We love to support artists."

"Couldn't have been better! Everyone was so inviting and informative…Thank you!" *

"It was great! Appreciate folks willing to show their stuff!" *

"Love art and supporting artists."

"Favorite Oly arts event of the year!

Fun For All:

"It's just wonderful!"

"So much fun!"

"I love this event!"

"Super cool!" *

"Wonderful!!"

"Good stuff!"

"Loved it!" *

"Love it! Do it again!!" *

"We love the Studio Tours

*Indicates first-time attendee on the 2025 Studio Tour

South Sound Studio Tour Brochure Map

A guide for visitors to discover, explore, and navigate tour locations.
Includes information regarding studio accessibility, nearby public transit, artist media, and interactive demonstrations.

South Sound Studio Tour Website

Online reference providing visitors with everything they need to plan a great Tour weekend. Includes a feature page for each of the year's participating artists, an interactive visitor map, FAQ page, and information about the Tour's work and history.

www.SouthSoundStudioTour.org

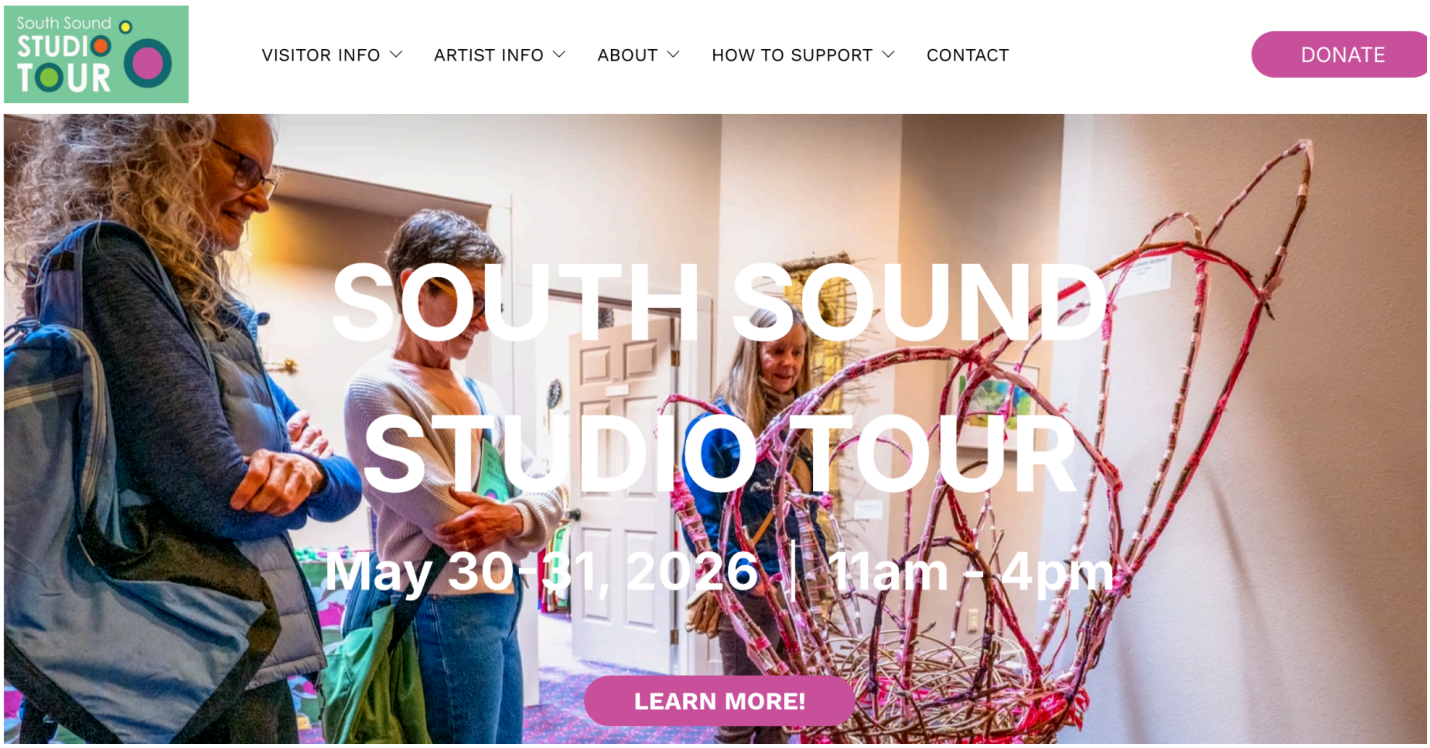

Social Media - Instagram & Facebook

Connecting with artists and community members in the South Sound to build engagement and excitement for the annual Tour

The South Sound Studio Tour on Instagram:
www.instagram.com/southsoundstudiotour

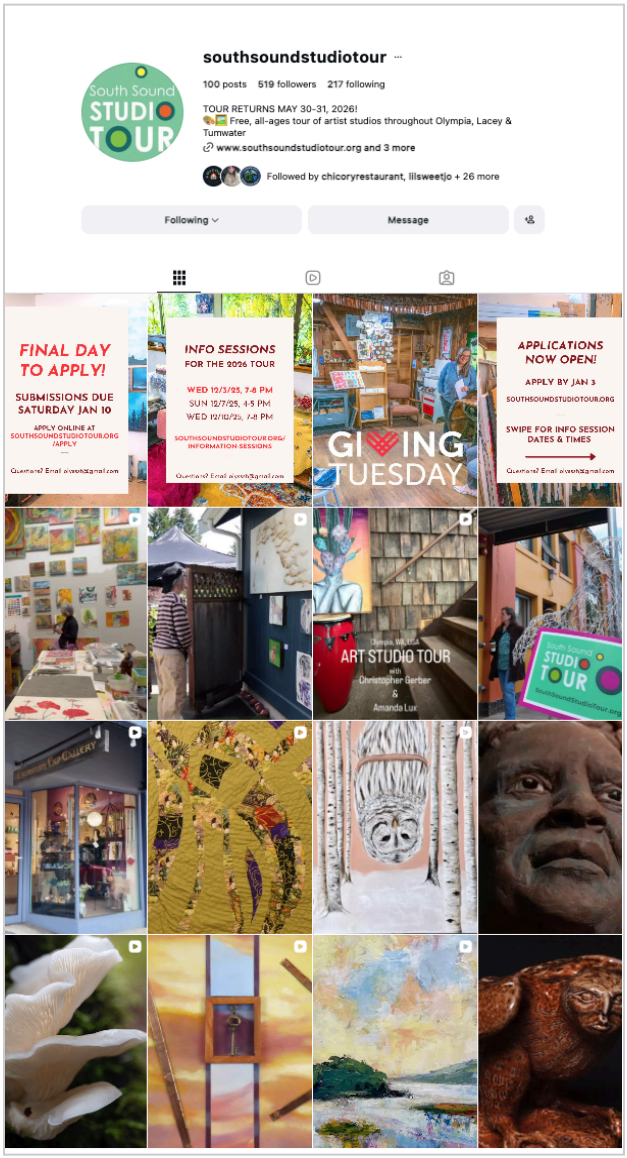

The South Sound Studio Tour on Facebook:
www.facebook.com/southsoundstudiotour

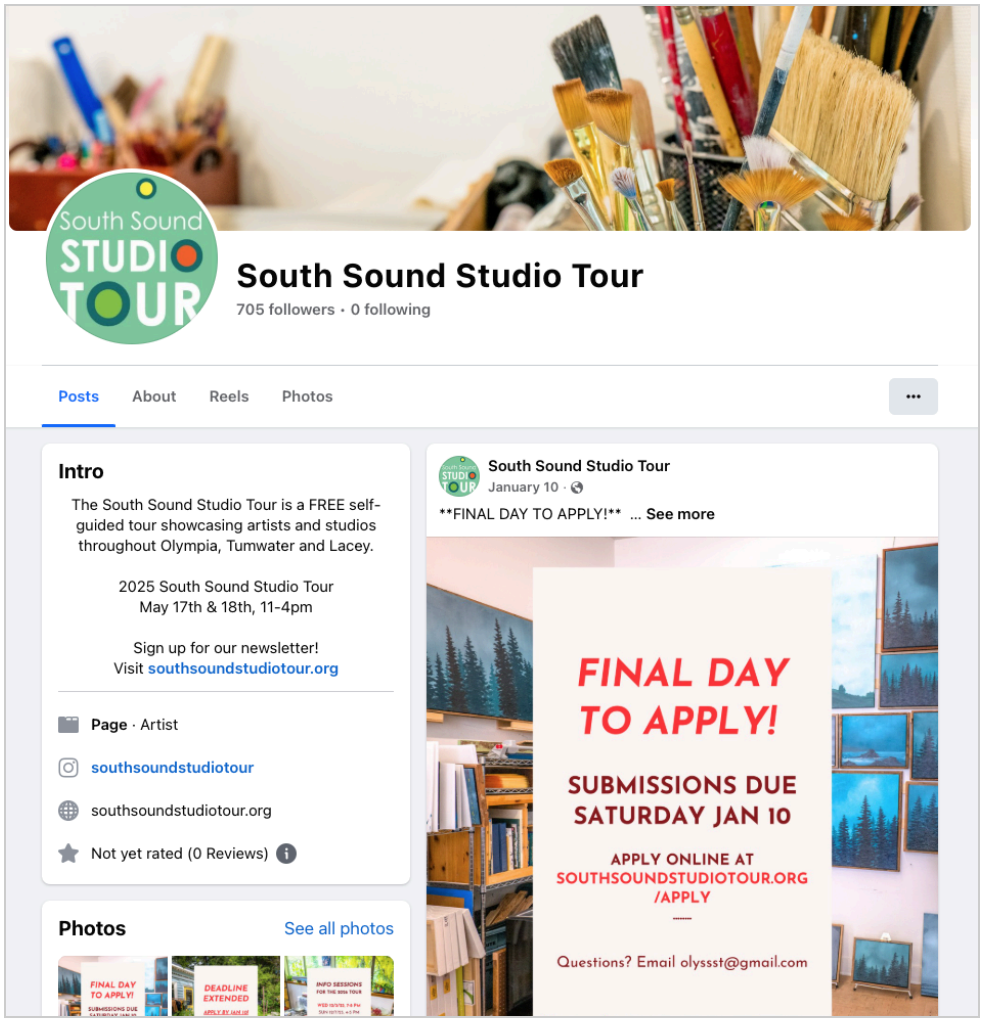

Community and Cultural Grant Funding Application

Row 9

Organization Name	Women's Dignity School
Event Name	Community Cultural Gathering
Event Goal Alignment	Advance Council-adopted goals, City-wide policies, and the City's strategic planning Benefit the City's diverse communities Create and maintain an environment free of discrimination Promote the City and Create a welcoming environment
Event Description	Women’s Dignity School (WDS) will host a free public community cookout and West African drumming gathering for residents of Lacey. The goal is to create a welcoming space where neighbors from different backgrounds can meet, share a meal, and spend time together in a relaxed, family-friendly setting. The event will include traditional West African drumming and interactive rhythm activities so both children and adults can participate. Attendees will also be able to try a traditional West African dish and learn about the culture in a practical and approachable way. A local community facilitator will lead a short guided conversation about community, belonging, and how people can feel more connected where they live. Our volunteers will help introduce people to one another and make sure newcomers feel comfortable joining in. The event is completely free and open to anyone, and it is not a fundraiser. The intention is simply to bring people together, help neighbors get to know each other, and create a positive shared experience for families in Lacey.
Event Address	Huntamer Park
2. Funding Request	$5,000.00
Event Start Date	06/06/26
Event End Date	06/06/26
4. Safe, Inclusive, & Welcoming	This event is designed to be open and comfortable for anyone who wishes to attend. It is free, held in a public park during the daytime, and does not require registration, which removes financial and participation barriers. Families, seniors, and individuals can come and go at their own pace. Volunteers will be present throughout the event to welcome attendees, introduce people to one another, and help participants feel included in activities. The drumming portion is interactive so participants can join rather than simply observe, which helps people feel part of the gathering instead of being spectators. Sharing a meal

	together also helps people naturally connect in a relaxed setting. We will keep the environment family-friendly and respectful. The event is non-political, non-religious, and not a fundraiser. Clear expectations for respectful behavior will be communicated to volunteers, and organizers will remain present and available throughout the event to address any concerns if they arise. Because Women's Dignity School works regularly with immigrant and refugee families, we are intentional about making newcomers feel comfortable. Volunteers will assist with introductions and help bridge conversations between long-time residents and newer community members, so everyone feels welcome to participate. The overall goal is to give neighbors a positive, low-pressure opportunity to meet each other and leave feeling more comfortable and connected in their community.
Use of Funding (Scope of Services)	Equipment and Supplies Food & Beverage Program and Activities
Total Budget	$5,000.00
City of Lacey Funding	Not Applicable
Estimated overall attendees	80

Women's Dignity School – 2026 Community Cultural Gathering Budget

Total Event Budget: $5,000

Program & Activity Costs – $1,600

- Local facilitator honorarium (community discussion and engagement activities): $400
- West African drumming facilitators/performers: $900
- Activity materials (hands-on rhythm participation items for children and adults): $300

Food & Beverages – $2,500

- Community cookout meal and traditional West African dish for approximately 80 attendees, including ingredients, preparation, serving supplies, and non-alcoholic beverages.

Equipment & Supplies – $900

- Park event supplies (tables, serving materials, sanitation, and cleaning supplies): $350
- Temporary shade/comfort items (canopies, coolers, ice, water stations): $300
- Printing and outreach materials (flyers, signage, and informational handouts): $250

Total Event Cost: $5,000

Multicultural Women's Leadership Workshop

Same opportunity, three different dates and locations

14
March
Rooted Office
113 W Maple St.
Centralia, WA 98531

28
March
Shelton Timberland Library
710 W Alder St, Shelton, WA 98584

25
April
Community Meeting Room
420 College Street SE
Lacey, WA 98503

A Free Community Event!

Join us in a shared learning experience designed to grow your leadership skills and abilities

Hosted by Denise Miño, Leadership Development Consultant. Denise will guide activities designed to identify and draw out your leadership strengths and qualities. We welcome all levels of leaders - aspiring, entry, mid, and executive level leaders for this event. Come join us as we share our stories and connect in community.

Featuring Special Guest

From Mali, Kayes, Africa, nominee for the 2005 Nobel Peace Prize, Madame Mariam Sidibe

All are welcome!

Lead with Dignity

Because empowered women change families, communities, and nations
Because dignity shared in community is healing
Because it matters here and across the globe
Because we care, and we give back

Building a Legacy of Dignity, Education, and Resilience
A Washington State 501 (C)3 Nonprofit

WOMEN'S Dignity School
Vocational Training for Women & Girls

JOIN US FOR

INTERNATIONAL WOMEN'S DAY

Keynote Speaker:

Mariam Dembele

Women's Dignity School in Mali

March 8th, 2026

1 pm - 3 pm

Program at **1:30** pm

ABIGAIL STUART HOUSE - WOMAN'S CLUB OF OLYMPIA

1002 Washington St SE
Olympia WA 98501

Community and Cultural Grant Funding Application

Row 10

Organization Name	Thurston County Food Bank
Event Name	Thurston County Hunger Walk
Event Goal Alignment	Advance Council-adopted goals, City-wide policies, and the City's strategic planning Benefit the City's diverse communities Create and maintain an environment free of discrimination Promote the City and Create a welcoming environment
Event Description	The Thurston County Hunger Walk is a community event dedicated to raising awareness and support for neighbors experiencing food insecurity in our community. Open to all ages and abilities, the event brings together families, businesses, schools, and community groups to raise funds and awareness around food insecurity in Thurston County. Participants gather for a brief program and music followed by a walk symbolizing solidarity with neighbors experiencing hunger. Funds raised support the Community Kitchen and Thurston County Food Bank. The Hunger Walk strengthens community connection while advancing our shared goal of eliminating hunger locally.
Event Address	8345 Steilacoom Rd SE, Olympia, WA 98513
2. Funding Request	$5,000.00
Event Start Date	05/03/26
Event End Date	
4. Safe, Inclusive, & Welcoming	The Thurston County Hunger Walk is designed to be safe, inclusive, and welcoming to all. The event is free and open to the public, with an accessible route that encourages participation from families, seniors, and people of all abilities. Free food and event T-shirts will be provided to participants, helping create a welcoming, inclusive, and safe environment where everyone feels valued and able to fully participate. We foster belonging by bringing together diverse community members around a shared goal—ensuring everyone has access to food. The Hunger Walk advances Council-adopted goals specifically related to livability. By raising funds and awareness to address food insecurity, the event supports equitable access to basic needs, strengthens human services, and promotes a healthier community for all residents. Our event messaging centers dignity and compassion, helping

	reduce stigma around food insecurity and creating a respectful, supportive environment for all participants.
Use of Funding (Scope of Services)	Equipment and Supplies Food & Beverage Marketing and Communications Venue
Total Budget	$13,100.00
City of Lacey Funding	Not Applicable
Estimated overall attendees	100

Thurston County Hunger Walk

Taking Steps to End Hunger

Hunger Walk Sponsorship

Sunday, May 3, 2026

Sponsorships for Hunger Walk are split between The Community Kitchen and Thurston County Food Bank, keeping your help local & helping our community thrive.

The Community Kitchen

Catholic Community Services of Western Washington

Thurston County Food Bank

STEP SPONSOR — $500

- Name/logo on signage/along route
- Social media spotlight
- Prominent logo on campaign website

STRIDE SPONSOR — $1,000

- Recognition during opening remarks
- Name/logo on signage/along route
- Social media spotlight
- Prominent logo on campaign website

MILE SPONSOR — $2,500

- Logo on event shirts
- Logo on main event banner
- Booth Space
- Recognition during opening remarks
- Name/logo on signage/along route
- Social media spotlight
- Prominent logo on campaign website

STARTING LINE SPONSOR — $5,000

ONLY ONE AVAILABLE

- Name integrated into event title: "Hunger Walk presented by [YOU!]"
- Recognition in press releases & radio spots
- Photo op on stage with agency directors during opening remarks for check presentation
- Additional, after event feature social media photo post
- Five minute speaking opportunity during opening remarks
- Logo included in all emails to participants

PLUS everything in the Mile Sponsor Level

BARK ZONE SPONSOR — $3,000

- "Bark Zone sponsored by" signage in Zone & on route
- Logo on event shirts
- Logo on main event banner
- Logo on pet bandanas
- Recognition during opening remarks
- Social media spotlight
- Logo on campaign website
- Booth Space

ONLY ONE AVAILABLE

Ready to take steps to end hunger with us by sponsoring?

Email AmandaM@tcfb.org or call 360-352-8597 ext 210

Sponsorships submitted after April 1 may miss inclusion in print materials.

THE COMMUNITY KITCHEN

CATHOLIC COMMUNITY SERVICES
OF WESTERN WASHINGTON

Thurston County
FOOD
BANK

Save the Date

Sun., May 3rd

Thurston County
Hunger
Walk

Taking Steps to End Hunger

Community and Cultural Grant Funding Application

Row 11

Organization Name	Christlike AgroTourism for Racial Equality Wellness Center & Services
Event Name	S.A.F.E. Community Wellness Day - Presented by C.A.R.E. Wellness Cente
Event Goal Alignment	Benefit the City's diverse communities Create and maintain an environment free of discrimination Promote the City and Create a welcoming environment
Event Description	S.A.F.E. Community Wellness Day is a free, full-day cultural wellness and trauma-healing event designed to bring the Lacey community together for education, connection, and culturally grounded healing experiences. Hosted at the ADA-accessible Lacey Community Center on April 4, 2026, this event blends trauma-informed learning, cultural celebration, hands-on healing activities, and community engagement to support the overall wellness of residents of all ages. Throughout the day, attendees can participate in PTSS/PTSD awareness presentations, nature-based grounding exercises, a S.A.F.E. mini-workshop (including free booklets), and a live demonstration of the healing-archetype LARP model. The event also features a BIPOC Vendor & Cultural Marketplace that highlights local artists, healers, makers, and cultural practitioners, strengthening both visibility and economic opportunity for the region’s diverse communities. Participants will have opportunities to connect with trauma-informed practitioners, engage in healing circles and community dialogues, enjoy music and storytelling, and access free culturally informed mental-health resources. Every element—from multilingual materials to accessible accommodations—ensures the event is welcoming, inclusive, and open to all. By weaving together education, culture, nature, and community connection, the S.A.F.E. Community Wellness Day creates a transformative environment that supports collective healing and empowers residents to access long-term wellness pathways.
Event Address	6729 Pacific Ave SE, Lacey, WA 98503
2. Funding Request	$5,000.00
Event Start Date	04/04/26
Event End Date	04/04/26

4. Safe, Inclusive, & Welcoming

The S.A.F.E. Community Wellness Day is intentionally designed to create a safe, inclusive, culturally grounded, and welcoming environment for all Lacey residents. Every component of the event—from the facilitators to the activities to the physical environment—centers accessibility, cultural responsiveness, and trauma-informed care.

1. A Trauma-Informed, Supportive Environment
The event provides an atmosphere where community members can openly learn about and discuss PTSS/PTSD, intergenerational trauma, and holistic wellness in a safe and non-stigmatizing space. It includes:

Trauma-informed presenters and wellness practitioners available throughout the day for education and Q&A [CCEGP 2026 | PDF]
Healing circles, peer dialogue, grounding activities, and nature-based exercises that promote emotional safety and self-regulation
Free culturally informed mental-health resources accessible to people of all backgrounds and income levels [CCEGP 2026 | PDF]

This helps normalize community conversations around trauma and wellness while fostering connection and psychological safety.

2. Accessibility & Inclusion for All Abilities and Identities
C.A.R.E. Wellness Center centers equity and accessibility by ensuring:

An ADA-accessible venue at the Lacey Community Center
ASL interpretation, physical accommodations, and safety staff as part of the event budget [CCEGP 2026 | PDF]
Multilingual materials (English, Spanish, and Lushootseed when possible) to welcome linguistically diverse community members [CCEGP 2026 | PDF]
Free admission and free access to activities, resources, plants, booklets, and demonstrations, eliminating financial barriers to participation

These measures ensure that every attendee—regardless of ability, language, or socioeconomic status—can fully participate.

3. Uplifting BIPOC Community Voices & Cultural Belonging
The event intentionally amplifies cultural pride and belonging by:

Featuring BIPOC healers, vendors, educators, and storytellers throughout the day [CCEGP 2026 | PDF]
Hosting a BIPOC Cultural Marketplace that celebrates cultural expression, art, music, and community offerings
Providing culturally grounded workshops, trauma-healing approaches, and nature-based practices that reflect the lived experiences of marginalized communities

This centering of cultural identity strengthens community belonging, visibility, and representation.

4. Inclusive, Hands-On Activities That Bring People Together
Each experience zone promotes connection and community building:

Community Engagement & PTSS/PTSD Awareness Zone encourages dialogue, shared learning, and connection across diverse communities
Healing Workshops & Demonstrations Zone offers hands-on

	activities such as nature therapy, the S.A.F.E. mini-workshop, and healing-archetype LARP demonstrations to support interactivity and collective learning [CCEGP 2026 | PDF] Storytelling, music, snacks, and informal gathering spaces help reduce isolation and invite cross-community connection These activities create opportunities for people to engage, learn, and heal together, strengthening social cohesion. 5. A Welcoming Atmosphere Designed for Community Connection The event includes music, food, friendly staff, open seating spaces, youth-friendly activities, and opportunities for residents to network with practitioners, vendors, and neighbors in a relaxed and welcoming environment. The entire day—from the opening welcome and land/labor acknowledgment to the closing healing circles—is structured to build a community atmosphere grounded in respect, belonging, and shared cultural appreciation.
Use of Funding (Scope of Services)	Administration Equipment and Supplies Food & Beverage Marketing and Communications Program and Activities Staffing and Volunteers Transportation Venue
Total Budget	$5,000.00
City of Lacey Funding	N/A
Estimated overall attendees	100

🌿 C.A.R.E. Wellness Center

2026 Community Cultural Healing Day

City of Lacey – Community & Cultural Events Grant Proposal

Funding Request: $5,000 (Maximum Award)

Venue: Lacey Community Center

1. Event Overview

Event Title: ***S.A.F.E. Community Wellness Day – Presented by C.A.R.E. Wellness***
Organization: C.A.R.E. Wellness Center (sole applicant and host)
Event Type: Free, public, cultural, wellness, and educational community event
Location: Lacey Community Center — an indoor, ADA-accessible community venue
Proposed Date: Saturday, April 4, 2026, 10:00 AM – 6:00 PM PST
This full-day event brings the Lacey community together for **education, cultural wellness, trauma awareness, *and* hands-on healing experiences**, strengthening community connection and expanding access to culturally rooted wellness pathways.

2. Purpose & Alignment With City Priorities

This event fulfills the City of Lacey's priorities by:

- Increasing community education on **PTSS/PTSD, trauma, and wellness**
- Creating a welcoming, inclusive environment for diverse populations
- Providing free access to culturally grounded resources and healing supports
- Strengthening community belonging, visibility, and engagement

a. Community Engagement & Information Sharing

The event creates a safe, accessible space for community conversations about PTSS/PTSD, intergenerational trauma, and culturally informed wellness approaches.

b. Increasing Cultural Awareness & Healing Justice Education

Attendees gain access to culturally grounded trauma-informed education at no cost, supporting equity in community mental-health literacy.

c. Supporting Long-Term Community Wellness Pathways

Participants can register on-site for upcoming **S.A.F.E. Workshops** co-hosted with Community Nature Station Co-op in Olympia, expanding regional access to healing resources.

3. Event Components

This all-day event includes three primary experience zones:

1. Community Engagement & PTSS/PTSD Awareness Zone

- Presentations on PTSS/PTSD, trauma healing, and community wellness
- Resource tables offering culturally informed mental-health information
- Trauma-informed wellness practitioners available for Q&A
- Music, snacks, and water provided throughout the day
- Invitations to schedule community engagement surveys to improve wellness services for BIPOC community
- Community Engagement Survey – Fill out form

2. Healing Workshops & Demonstrations Zone

S.A.F.E. Workshop Experience (Booklet Giveaway)

- A mini-workshop introducing the S.A.F.E. model
- Participants receive a **free S.A.F.E. booklet**
- Facilitators answer questions and demonstrate how the model works
- www.carewellnesswa.org/self-advocacy

Nature Therapy Station (Plant Giveaway)

- Hands-on nature therapy and grounding exercises
- Each attendee receives a small plant or herbal start to take home
- Environmental wellness teachings inspired by nature-based healing traditions
- www.carewellnesswa.org/nature-therapy

S.A.F.E. LARP Demonstration (Game-Testing & Card Sales)

- Live, interactive demonstration of S.A.F.E.'s LARP-based healing archetypes
- Participants can test out the game mechanics
- Card decks available for purchase to support the nonprofit's programming
- S.A.F.E. LARP Survey – Fill out form

3. BIPOC Vendor & Cultural Marketplace

- Local BIPOC community partners offering cultural goods, art, crafts, and wellness products
- Community healers offering sample services
- Storytelling and cultural expression throughout the day via #campfiretea podcast

This marketplace amplifies BIPOC visibility, celebrates cultural resilience, and strengthens local economic opportunity.

4. Equity & Inclusion Focus

C.A.R.E. centers cultural responsibility and accessibility by:

- Uplifting BIPOC practitioners, vendors, educators, and storytellers
- Offering multilingual materials (English, Spanish, Lushootseed when possible)
- Ensuring trauma-informed staffing and support
- Providing ADA-accessible facilities and accommodations
- Ensuring all activities are free, inclusive, and open to the public

5. Organizational Eligibility

C.A.R.E. Wellness Center meets all requirements as a:

- 501(c)(3) nonprofit registered in Washington State
- Culturally responsive, trauma-informed community wellness organization
- Sole applicant (as required by CCEG program guidelines)

6. Budget Request — $5,000 (Reimbursement Model)

Budget Item	Description	Cost
Marketing & Outreach	Printing, flyers, social media ads, targeted outreach	$900
Presenter & Facilitator Stipends	PTSS/PTSD educators, LARP facilitators, S.A.F.E. workshop instructors	$1,400
Equipment & Supplies	Tables, chairs, sound system, signage, workshop materials	$1,100
Cultural & Wellness Materials	S.A.F.E. booklets, plant giveaways, youth activity supplies	$600
Accessibility & Safety	ASL interpretation, ADA accommodations, safety team, water/snacks	$600

Total Requested		**$5,000**

7. Expected Outcomes

- **100+** attendees participate in cultural and wellness activities
- Increased community awareness of PTSS/PTSD and trauma-healing resources
- **10–20 *new* registrations** for S.A.F.E. workshops in Spring 2026
- Increased visibility of BIPOC vendors, healers, and practitioners
- Strengthened regional partnerships between C.A.R.E., CNS Co-op, and community members like GRuB farm, Dancing Goats and Singing Chickens farm, Growing Home Collective, and BIPOC goods and services

8. Evaluation & Reporting

C.A.R.E. will provide all required reporting, including:

- Attendance tracking & demographic data
- Participant surveys and feedback collection
- Workshop registration numbers
- Financial documentation for reimbursement

9. Venue Reservation Plan

C.A.R.E. Wellness Center will reserve the Lacey Community Center upon grant approval and confirmation of award. Per City of Lacey policy, facility use agreements are completed **after** funding decisions, ensuring compliance with scheduling, insurance, and rental requirements. Upon notification of award, C.A.R.E. will:

- Contact Lacey Community Center to confirm availability for **Saturday, April 4, 2026, from 10:00 AM – 6:00 PM PST**.
- Submit the required facility-use application.
- Provide necessary insurance documentation (general liability).

- Coordinate room setup, accessibility needs, and AV equipment with onsite staff.
- Finalize the written agreement and secure the booking according to City guidelines.

This process aligns with City grant procedures, which require selected organizations to enter into a formal agreement before the event date.

10. Proposed Event Schedule

10:00 AM – 10:30 AM — Welcome, Opening Music, Land & Labor Acknowledgment
10:30 AM – 11:15 AM — PTSS/PTSD Awareness Presentation & Community Dialogue
11:15 AM – 12:00 PM — S.A.F.E. Mini-Workshop & Booklet Giveaway
12:00 PM – 5:00 PM — BIPOC Vendor Marketplace (Music, Snacks, Networking)
1:00 PM – 2:00 PM — Nature Therapy Demonstration & Plant Giveaway
2:00 PM – 3:00 PM — S.A.F.E. LARP Healing Demo & Game-Testing
3:00 PM – 4:00 PM — Cultural Storytelling #campfiretea & Community Engagement
4:00 PM – 5:00 PM — Healing Circles, Peer Dialogue & Practitioner Q&A
5:00 PM – 6:00 PM — Vendor Marketplace Closes, Final Registrations for S.A.F.E. Workshops and fundraising for PTSS awareness (Proceeds to BeTheHealing, Inc.)

11. Conclusion

This event strengthens community connection, expands access to culturally grounded trauma-healing practices, and amplifies BIPOC cultural presence and wellness resources in Lacey. With education, nature therapy, healing demonstrations, music, vendors, and hands-on community engagement, the event offers a transformative and inclusive experience for all residents.

C.A.R.E. Wellness Center looks forward to hosting this community celebration and welcoming Lacey residents into a day of healing, learning, cultural pride, and connection.

Understanding Self-Advocacy

COPING TECHNIQUES

- Journaling – Reflect on your needs, values, and boundaries.
- Role-Playing – Practice advocating for yourself in safe environments.
- Education – Learn about your rights and available resources.
- Affirmations – Reinforce your right to speak up and be heard.

GUIDING QUESTIONS

1. What makes me feel angry when I'm not heard or respected?
2. How do I reclaim my worth when systems try to diminish it?
3. What internalized beliefs about my identity do I need to challenge to advocate for myself?

Self-Care & Self-Awareness

COPING TECHNIQUES

- Mindful Check-Ins – Pause daily to assess your emotional and physical state.
- Body Scans – Use guided meditation to notice tension or discomfort.
- Boundaries Practice – Identify and communicate your limits.
- Gratitude Lists – Focus on what's working well to build resilience.

GUIDING QUESTIONS

1. What does my anger reveal about unmet needs in my life?
2. How do I show love to myself when I feel unworthy?
3. In what ways have I absorbed societal messages that disconnect me from my truth?

Recognizing Anger

COPING TECHNIQUES

- Anger Journaling – Track triggers, feelings, and responses.
- Breathing Techniques – Calm the nervous system before reacting.
- Physical Release – Channel anger through movement (e.g., walking, dancing, martial arts).
- Name the Emotion – Labeling anger reduces intensity and increases clarity.

GUIDING QUESTIONS

1. What boundaries have I struggled to set because of fear or shame?
2. How has anger helped me survive—and how can it help me heal?
3. How has racism or oppression shaped the way I express or suppress anger?

Building Self-Esteem

COPING TECHNIQUES

- Strength Spotting – List accomplishments and qualities regularly.
- Mirror Talk – Speak kindly to yourself in the mirror.
- Challenge Negative Thoughts – Use affirmations to reframe self-criticism.
- Acts of Service – Helping others reinforces your sense of value.

GUIDING QUESTIONS

1. What messages from my past have made me question my value?
2. How do I respond when I feel unseen or underestimated?
3. What strengths have helped me resist internalized oppression?

Improving Communication

COPING TECHNIQUES

- “I” Statements – Express feelings and needs without blame.
- Active Listening – Reflect back and ask clarifying questions.
- Nonverbal Awareness – Tune into body language and tone.
- Assertiveness Practice – Speak clearly and respectfully.

GUIDING QUESTIONS

1. What stops me from speaking up when I feel disrespected?
2. How do I communicate my worth without needing validation?
3. How has systemic oppression impacted my ability to express myself freely?

Conflict Resolution

COPING TECHNIQUES

- Pause Before Responding – Breathe and think before reacting.
- Seek Common Ground – Focus on shared goals or values.
- Use Neutral Language – Avoid accusatory or inflammatory words.
- Agree to Disagree – Accept that resolution doesn’t require agreement.

GUIDING QUESTIONS

1. How do I manage anger in moments of injustice or misunderstanding?
2. What does it mean to stand up for myself without becoming aggressive?
3. How do I navigate conflict when power dynamics are unequal?

Problem Solving

COPING TECHNIQUES

- Break It Down – Divide the problem into smaller parts.
- Brainstorm Solutions – Generate options without judgment.
- Pros and Cons List – Evaluate each option thoughtfully.
- Ask for Help – Seek input from trusted people.

GUIDING QUESTIONS

1. What role does anger play in how I approach challenges?
2. How do I build confidence in my ability to find solutions?
3. What internalized narratives make me doubt my problem-solving skills?

Finding Your Voice

COPING TECHNIQUES

- Speak in Safe Spaces – Share thoughts in supportive environments.
- Creative Expression – Use art, music, or writing.
- Public Speaking Practice – Join community circles or Toastmasters.
- Voice Recording – Build confidence by hearing your own voice.

GUIDING QUESTIONS

1. What fears arise when I speak my truth?
2. How do I reclaim my voice from the silence imposed by oppression?
3. What does it mean to express myself with both power and grace?

Mind-Body-Spirit Connection

COPING TECHNIQUES

- Meditation or Prayer – Connect with your inner self or higher power.
- Movement Practices – Yoga, tai chi, or dance.
- Nature Time – Ground and recharge outdoors.
- Vision Boarding – Visualize goals and values through imagery.

GUIDING QUESTIONS

1. Where does anger live in my body—and what does it need?
2. How do I nurture self-esteem through spiritual or ancestral practices?
3. How has racism affected my relationship with my body and spirit?

Planning & Goal Setting

COPING TECHNIQUES

- SMART Goals – Specific, Measurable, Achievable, Relevant, Time-bound.
- Daily To-Do Lists – Break goals into actionable steps.
- Accountability Partners – Share goals with someone who supports you.
- Celebrate Milestones – Acknowledge progress to stay motivated.

GUIDING QUESTIONS

1. What emotional blocks (like fear, anger or shame) interfere with my goals?
2. How do I set goals that honor my worth and lived experience?
3. What systems or beliefs have made me feel like my dreams aren't valid?

Character #3

THE WARRIOR



Plant Ally: Nettle

- **Role:** Activates personal power and self-worth.
- **Core Essence:** Confidence, autonomy, willpower.
- **Barrier:** Powerlessness, self-doubt, fear of visibility.
- **Symbolic Power:** A sun-forged blade of truth.
- **Guiding Question:** "Where are you ready to reclaim your power?"
- **Ritual Movement:** Solar Strike – Participants extend one arm forward in a strong, deliberate motion while the other arm draws back like pulling a bow. This movement channels inner fire and assertiveness.

Character #2

THE HEALER

Plant Ally: Usnea

- **Role:** Transmutes pain into emotional flow and creative power.
- **Core Essence:** Sensation, emotion, intimacy.
- **Barrier:** Shame, emotional numbness, fear of pleasure.
- **Symbolic Power:** A chalice of flowing water that never empties.
- **Guiding Question:** "What emotions are asking to be felt and released?"
- **Ritual Movement:** Pelvic Wave – A gentle undulating motion of the hips and lower spine, paired with deep exhalations. This movement restores flow and emotional release.

Scenario #3

THE MIRROR HOUSE

- **Barrier:** Self-Esteem, Identity Distortion & Internalized Oppression
- **Setting:** A house of mirrors where each pane whispers distorted reflections of the self. Twisted images echo shame and doubt. The air is heavy with judgment and forgotten truths.
- **Storyline:** Once a sacred place of self-discovery, the Mirror House was corrupted by the voices of fear and societal expectations. It now reflects not truth, but the lies the world has taught you to believe.
- **Challenge:** You enter the Mirror House seeking clarity about who you truly are. But the reflections twist your image, echoing voices of shame, doubt, and internalized oppression. Your goal is to confront these distortions and reclaim your authentic self. Can you see through the lies and speak truth to the wounded parts within?

Closing Circle

"We have walked through chaos.
We have named the harm.
We have transmuted the poison.
We are Guardians of Peace.
We walk forward – whole, wise, and free."

THE PATH OF THE PEACEMAKER: A Walk to Reclaim Power

Participants become "Peacemakers" journeying through symbolic stations that represent stages of trauma, resistance, and transformation.

Players can rate their own success, improvements, strengths, and shadow strengths over time via use of the S.A.F.E. surveys online at: www.carewellnesswa.org/self-advocacy.

COMPLETE THE SURVEY TODAY SO WE CAN ALL GROW TOGETHER!

INSTRUCTIONS

This is a 1-hour interactive Live-Action Role-Playing **(LARP)** framework that feels like a game but functions as a healing ritual to disrupt toxic stress and transmute dormant trauma.

This interactive experience can be used solo during meditation, solo on a nature walk, or with a group of friends indoors and outdoors. This game can also be applied during more complex LARP experiences with props. Always use caution when in public and near dangerous areas.

Choose a **Topic** card, a **Scenario** card, and a **Character** card to explore. Relish the experience!

Character #1

THE GUARDIAN



Plant Ally: Big Leaf Maple
Role: Grounds and protects the sacred self.
Core Essence: Safety, survival, and stability.
Barrier: Fear, insecurity, lack of belonging.
Symbolic Power: A stone shield pulsing with ancestral strength.
Guiding Question: *"What must be protected for you to feel safe in your body and community?"*
Ritual Movement: **Stomp and Ground** – Participants stomp both feet into the earth, then press palms downward toward the ground to anchor themselves. This movement reinforces physical presence and boundary awareness.

Opening Circle

Welcome. As we gather in this circle, we honor the courage it takes to show up—for ourselves, for each other, and for the healing journey ahead. Today, we enter a sacred space of play, transformation, and self-advocacy. Through the archetypes of the SAFE deck—The Witness, The Healer, The Tracker, The Protector, and others—we invite you to explore your inner landscape with curiosity and compassion.

This is a brave space. You are not required to be fearless, only willing. Here, your voice matters, your boundaries are respected, and your truth is welcome. We ask you to listen deeply, speak authentically, and hold space for others as they do the same.

As we begin, take a moment to feel your feet on the earth, your breath in your body, and the presence of those around you. You are not alone. Together, we will move through story, embodiment, and reflection—each step a practice in equity, resilience, and renewal. Let the circle be our container. Let the characters be our guides. Let the journey begin.

Scenario #1

THE OVERGROWN OUTPOST

- **Barrier:** Survival & Ethical Dilemmas
- **Setting:** A once-thriving forest outpost now swallowed by vines and silence. Faded maps and broken gear hint at a community that vanished without a trace. The air is thick with mystery and memory.
- **Storyline:** Built as a refuge for those escaping conflict, the Outpost now stands as a test of resilience. The forest reclaims what was abandoned, and the spirits of those who stayed behind linger in the shadows. The land holds stories of sacrifice, survival, and secrets.
- **Challenge:** You arrive at the Outpost as part of a mission to reclaim lost wisdom and reconnect with ancestral resilience. But the silence is unsettling, and the forest seems to watch your every move. You must decide whether to salvage resources from sacred ground, defend the outpost from intruders, or abandon it to preserve your safety. Your goal is to honor the past without losing yourself to fear or guilt. Can you trust your instincts while staying true to your values?

Scenario #2

THE SIREN'S COVE

- **Barrier:** Emotional Safety & Overwhelm
- **Setting:** A windswept shoreline where sirens sing through crashing waves and thunderous skies. Torn fabric flutters from driftwood altars, and drums echo like distant heartbeats.
- **Storyline:** The Cove is a place of emotional reckoning. The Storm is the embodiment of chaos—trauma, injustice, and fear. It cannot be stopped, only survived. Each gust carries a memory; each wave, a challenge.
- **Challenge:** You've been called to the Cove to confront emotional overwhelm and reclaim your inner calm. The storm is already brewing, and each step forward brings symbolic triggers—shouting voices, sudden obstacles, seductive illusions, emotional flashbacks. Your goal is to walk through the chaos without losing your center. Can you observe, anchor, and guide yourself and others through the emotional tempest?

Character #5

THE MESSENGER

Plant Ally:
Willow

- **Role:** Speaks truth and advocates for justice and equity.
- **Core Essence:** Expression, communication, and advocacy.
- **Barrier:** Silence, fear of being misunderstood, censorship.
- **Symbolic Power:** A feathered scroll that carries sacred words.
- **Guiding Question:** “What message must be spoken to restore balance?”
- **Ritual Movement:** Voice Pulse – Participants place one hand on their throat and the other on their heart, then hum or chant a resonant sound. This movement activates vocal courage and clarity.

Character #4

THE WITNESS

Plant Ally:
Red Osier Dogwood

- **Role:** Sees and validates authenticity with natural warmth & compassion.
- **Core Essence:** Love, empathy, and connection.
- **Barrier:** Grief, betrayal, fear of vulnerability.
- **Symbolic Power:** A mirror that reflects the soul without distortion.
- **Guiding Question:** “What truth must be seen and held with love?”
- **Ritual Movement:** Heart Opening – Arms sweep wide from the chest, palms facing outward, followed by a deep inhale and gentle bow. This movement invites openness and emotional presence.

Scenario #5

THE GRAND HALL

- **Barrier:** Belonging & Vulnerability
- **Setting:** A sacred chamber encircled by ancestral stones, flickering candles, and symbols etched into the floor. Silence is sacred, and speech is power.
- **Storyline:** The Ritual Hall is a place of reckoning. Here, truths are spoken and held. But speaking truth risks rejection, shame, or exposure. The Circle of Truth demands courage and clarity.
- **Challenge:** You’ve been invited to the Ritual Hall to share your truth and be witnessed. But the silence is heavy, and the masked facilitators offer no feedback—only presence. Your goal is to speak your story with courage, knowing it may lead to transformation or rejection. Can you hold vulnerability as a strength and trust the power of your voice?

Scenario #4

THE ABANDONED NURSERY

- **Barrier:** Safety & Access to Power
- **Setting:** A forgotten nursery at the edge of a dream realm, guarded by a masked sentinel who speaks in riddles and watches from behind shattered glass.
- **Storyline:** The nursery was once a sanctuary for the vulnerable, but now it stands as a gate to transformation. The Threshold Keeper tests those who seek healing, demanding declarations of self-worth and truth.
- **Challenge:** You’ve come to the Nursery to reclaim your voice and power. But the masked gatekeeper challenges your worth, using manipulation and riddles to stir old wounds of abandonment and betrayal. Your goal is to declare your truth and demand access to healing. Can you stand firm in your self-worth and navigate the ethical dilemmas that arise?

Character #7

THE ALCHEMIST

- **Plant Ally**:
- **Role:** Channels divine wisdom and transforms trauma into purpose.
- **Core Essence:** Spiritual connection, transcendence, and integration.
- **Barrier:** Disconnection, despair, fear of surrender.
- **Symbolic Power:** A radiant halo woven from memory and light.
- **Guiding Question:** “What pain is ready to become wisdom?”
- **Ritual Movement:** Crown Spiral – Participants raise both arms overhead and slowly spiral them outward, as if drawing down light. This movement invokes connection to higher wisdom and integration.

Character #6

THE TRACKER

- **Plant Ally**: Camass
- **Role:** Sees patterns, follows intuition, and reveals hidden truths.
- **Core Essence:** Insight, clarity, perception.
- **Barrier:** Confusion, denial, illusion.
- **Symbolic Power:** A crystal compass that points to inner truth.
- **Guiding Question:** “What pattern is ready to be broken?”
- **Ritual Movement:** Third Eye Sweep – Participants trace a figure-eight motion in front of their forehead with both hands, then pause with fingers resting gently between the brows. This movement enhances intuitive focus and mental clarity.

Scenario #7

THE FUTURISTIC CITY

- **Barrier:** Fear of Change & Identity Shifts
- **Setting:** A sleek, luminous city suspended between two realms—one of shadow, one of light. Holographic gates shimmer with possibility, and drones hum with silent judgment.
- **Storyline:** The City is a place of evolution. The Bridge of Becoming marks the passage from who you were to who you are becoming. But crossing means shedding old identities, beliefs, and protections.
- **Challenge:** You stand at the Bridge of Becoming, burdened by symbols of your past—stones of doubt, cloaks of conformity. The city watches silently, waiting for your declaration. Your goal is to release what no longer serves you and step into your empowered identity. Can you shed fear and embrace transformation with intention?

Scenario #6

THE FLOODED LIBRARY

- **Barrier:** Forgiveness & Higher Awareness
- **Setting:** A submerged archive of ancient wisdom, where glowing books float in midair and water drips from the ceiling like memories. A wise owl perches silently, guarding the truths of multiple realities.
- **Storyline:** The Library holds the knowledge of all timelines, but only those who forgive and accept their past may access its deeper chambers. The owl tests seekers with riddles of regret and visions of what could have been.
- **Challenge:** You seek wisdom in the Library, but the owl guardian offers riddles and visions of regret. Memories of betrayal, missed chances, and self-blame rise like the water around you. Your goal is to access the deeper chambers of truth by forgiving yourself and integrating your past. Can you face what was and choose what will be?

SAFE

LARP CARDS

C.A.R.E. WELLNESS CENTER
EXPLORING THE ROOT TO WELLNESS.

www.carewellnesswa.org | +1.253.478.0126

SAFE

LARP CARDS

C.A.R.E. WELLNESS CENTER
EXPLORING THE ROOT TO WELLNESS.

www.carewellnesswa.org | +1.253.478.0126

SAFE

LARP CARDS

C.A.R.E. WELLNESS CENTER
EXPLORING THE ROOT TO WELLNESS.

www.carewellnesswa.org | +1.253.478.0126

SAFE

LARP CARDS

C.A.R.E. WELLNESS CENTER
EXPLORING THE ROOT TO WELLNESS.

www.carewellnesswa.org | +1.253.478.0126

Community and Cultural Grant Funding Application

Row 12

Organization Name	The JOLT News Organization
Event Name	Local News Day
Event Goal Alignment	Advance Council-adopted goals, City-wide policies, and the City's strategic planning Benefit the City's diverse communities Create and maintain an environment free of discrimination Promote the City and Create a welcoming environment
Event Description	Around the world, local news outlets strengthen communities, keep residents informed and hold leaders accountable. Thurston County's own nonprofit news source, The JOLT News Organization, will bring together local and national speakers to talk about the state of local news here. We will invite everyone who reads The JOLT website -- www.theJOLTnews.com -- or The Daily JOLT newsletter to attend.
Event Address	Norman Worthington Conference Center — Saint Martin's University
2. Funding Request	$5,000.00
Event Start Date	04/08/26
Event End Date	04/08/26
4. Safe, Inclusive, & Welcoming	This event will help people here understand how free, nonpartisan news and information can empower them to become better informed and more engaged in local decision-making and civic life in Lacey.
Use of Funding (Scope of Services)	Administration Food & Beverage Marketing and Communications Program and Activities Staffing and Volunteers Venue
Total Budget	$8,138.00
City of Lacey Funding	Not applicable

Estimated overall attendees	275-325

LOCAL NEWS DAY

A National Day of Action Connecting Communities with Trusted Local News

Strong communities depend on access to credible local journalism. On Thursday, **April 9, 2026**, Americans will come together for Local News Day — a national day of action reconnecting communities with trusted local news that keep us informed, connected, and accountable.

THE CHALLENGE

Since 2005, the U.S. has lost over 2,500 newspapers and 60% of local reporters. Local News Day responds to this loss by spotlighting the essential role of local news and helping people find and support the outlets that keep their communities informed.

THE SOLUTION

Modeled after Giving Tuesday and National Voter Registration Day, Local News Day mobilizes citizens, newsrooms, nonprofits, businesses, and universities to support and celebrate local news. Together, we build a national tradition to revive trust and connection.

HOW WE GET THERE

1. **Engage:** Launch our Local News Finder to help users find and subscribe to local news outlets.
2. **Partner:** Unite 1,000 organizations — businesses, universities, newsrooms, influencers.
3. **Activate:** Inspire nationwide IRL + virtual events and community conversations.
4. **Amplify:** Coordinate press and social media (#MyLocalNewsDay) to drive visibility

PARTNER WITH US

For Newsrooms
Be featured in the Local News Finder and national campaign. Access branded toolkits, host events, and grow audience reach, subscriptions, and community support.

For Organizations & Sponsors
Promote Local News Day across channels. Encourage employees or members to support local news outlets. Host events or contribute funding to expand the movement's reach.

JOIN THE MOVEMENT

Email partnerships@localnewsday.org | **Visit** www.LocalNewsDay.org | **Follow** @LocalNewsDay on IG, X, and Bluesky

Local News Day Event
Budget
The JOLT News Organization

Venue		
	Saint Martin's University	
	Norman Worthington Center	$1,058
Program and Activities		
	Speaker travel reimbursements	$300
Marketing and Communications		
	Value of JOLT ads	$1,450
	Printing	$200
Food & Beverage		
	Bon Appetit	$4,050
Equipment and Supplies		
	included in venue fees	
Staffing and Volunteers		
	Staff meetings	$400
	Presentation development	$360
	Volunteer coordination	$220
	Registration tech	$100
Transportation		
	None	$0
Administration		
	included above	$0
	TOTAL EVENT BUDGET	$8,138

Community and Cultural Grant Funding Application

Row 13

Organization Name	TOGETHER!
Event Name	Club House Community & Cultural Event
Event Goal Alignment	Benefit the City's diverse communities Create and maintain an environment free of discrimination Promote the City and Create a welcoming environment
Event Description	The Club House Community & Cultural Event will take place on October 31, 2026 and will honor Dia De Los Muertos. The free to attend event will welcome community members to celebrate alongside Club House youth, families, and staff. The celebration of life and remembrance of the dead is an honored tradition in several Latin American cultures. The event will host learning opportunities (history of Dia De Los Muertos, details pertaining to la ofrenda, and an abuelita community panel dedicated towards honoring ancestral knowledge), art activities (face painting, sawdust carpets, tissue paper marigolds, and coloring/painting), and culturally relevant experiences (group performances from a Mariachi, Zapateadores, and/or Catrinas). The event will take place in a central location in Lacey, Washington that is accessible to community members. The event space will host food vendors that are gastronomically relevant to the event's purpose of celebrating Dia De Los Muertos. Several of TOGETHER!'s community partners will table at the event to share resources related to local programming and community needs. Club House staff, clearly marked with much needed Club House swag, will actively engage community members in all activities present. Reusable program swag (T-shirts and retractable banners) will be used to promote the program prior to and during the event to showcase who we are and how we serve the community. These visuals will help create the atmosphere of community impact and community engagement. Beyond the event, program swag will greatly benefit the overall visibility of program efforts, including consistent community events. Community members will have an opportunity to participate in giveaways and a raffle of prizes.
Event Address	Lacey Depot - 5555 Pacific Avenue SE Lacey, WA 98503
2. Funding Request	$5,000.00
Event Start Date	10/31/26
Event End Date	10/31/26
4. Safe, Inclusive, & Welcoming	The event will be free, open to the community, and family friendly for all ages. The event will provide intentional activities where listening, understanding, and acknowledging other people's stories, experiences, feelings, culture, or viewpoint of others is the focus.

	The community must have opportunities to affirm, appreciate, and show kindness to others, all while learning about, discussing, and valuing differences. Club House staff are trained to use positive and warm words, tone of voice, and body language that convey enthusiastic welcome, sincere affection, and genuine interest in the community's well-being. As a cultural event, it is crucial that there is no evidence of bias on the part of staff based on religion, culture, race/ethnicity, class, gender, ability, appearance, or sexual orientation. Instead, staff must demonstrate mutual respect and active inclusion. The goal of the event is to bring the community together in a celebration of life with music, dance, art, food, and community building activities.
Use of Funding (Scope of Services)	Administration Equipment and Supplies Food & Beverage Marketing and Communications Program and Activities Venue
Total Budget	$5,000.00
City of Lacey Funding	Not Applicable
Estimated overall attendees	150 - 200

T! Club House Community & Cultural 2026 Budget

Funding Categories

Venue			
	Lacey Depot Park rental	$	300.00
	Damage Deposit refundable	$	150.00
Program and Activities			
	Supplies for Activities	$	350.00
	Folklorico dance group	$	500.00
	Indigenous dance group	$	500.00
	Mariachi Band	$	1,064.00
Marketing & Communications			
	Ads	$	100.00
	Retractable Banner	$	120.00
Food & Beverage		$	-
Equipment & Supplies			
	Staging Cost	$	528.00
	Sound/Music/Lighting	$	350.00
	Staff tshirts	$	350.00
Staffing & Volunteers			
	Abuelita Panel	$	250.00
Transportation		$	-
Admin & Operations		$	438.00
	Total	$	5,000.00

Community and Cultural Grant Funding Application

Row 14

Organization Name	INDIAN AMERICAN STAR FOUNDATION
Event Name	Holi - Festival of Colors - A Community Celebration of Unity and Diversity
Event Goal Alignment	Advance Council-adopted goals, City-wide policies, and the City's strategic planning Benefit the City's diverse communities Create and maintain an environment free of discrimination Promote the City and Create a welcoming environment
Event Description	Indian American STAR Foundation empowers childeren and youth by nurturing talent, creativity, and cultural, artistic, and recreational programs that strengthen community and diversity. Part of cultural celebrations, Holi (Festival of Colors) also observed as Festival of Spring), Holi, the vibrant Hindu "Festival of Colors, Love, and Spring" will be celebrated marking the end of winter and the triumph of good over evil. Celebrated globally. people and kids joyfully throw colored powders (gulal) and water, dance, and share sweets. Every year community gathers and celebrated on this special day during the spring season and we are planning to host it on 4th April, 2026.
Event Address	Rainier Vista Park - Shelter A
2. Funding Request	$1,000.00
Event Start Date	04/04/26
Event End Date	04/04/26
4. Safe, Inclusive, & Welcoming	The Holi Festival of Colors will create a joyful and educational space where Lacey residents of all backgrounds can gather, celebrate, and buid meaningful cross -cultural connections. This event emphasises city of Lacey's promoting diversity, cultural awareness and family friendly safe gathering space and welcoming environment and belonging. Also, this event welcomes people of all backgrounds to experience Indian culture in an inclusive and joyful environment. Through this event, Indian American STAR Foundation aims to strengthen community bonds and contribure to Lacey's vibrant cultural landspace. Thank you.
Use of Funding (Scope of Services)	Administration Equipment and Supplies Food & Beverage Marketing and Communications

	Program and Activities Venue
Total Budget	1250 to 1500
City of Lacey Funding	Not Applicable.
Estimated overall attendees	75

Indian American STAR Foundation Nonprofit grant proposal

PREPARED BY

RAVI ADIGARLA
INDAIN AMERICAN STAR FOUNDATION

IASTARFoundation@outlook.com
425 502 2103

PROPOSAL

EXECUTIVE SUMMARY

IASTAR Foundation, empowers children and youth by nurturing talent, creativity, and cultural, artistic, and recreational programs that strengthen community and diversity. We are seeking a $1000 grant from City of Lacey Community and cultural Grant program. Over the past decade, the community has come together to celebrate milestones through the commitment of dedicated volunteers and their generous contributions. With your support, we can provide access to vibrant, diverse communities, embracing vibrant cultural celebrations by empowering young minds through creativity, joy and self-expression.

ORGANIZATION OVERVIEW

The Indian American Star Foundation, a 501(c)(3) nonprofit organization empowers children and youth by nurturing talent, creativity, and leadership through educational, cultural, artistic, and recreational programs that strengthen community and personal growth.
Our mission is to advance the educational, social, and personal development of children and youth by offering inclusive opportunities for learning, participation, and the demonstration of talent in the arts, sports, cultural enrichment, and recreational activities. These initiatives are designed to nurture confidence, leadership, and engagement within the community.

PROJECT DESCRIPTION

HOLI – FESTIVAL OF COLORS EVENT

The Holi Festival of Colors will create a joyful and educational space where Lacey residents & nearby neighborhood communities of all backgrounds can gather, celebrate, and build meaningful cross -cultural connections.

- Fun games for all age kids and adults
- Welcomes people of all backgrounds to experience Indian culture in an inclusive and joyful environment.
- Belonging

Through this event, Indian American STAR Foundation aims to strengthen community bonds contribute to Lacey's vibrant cultural landscape and supportive environment.

GOALS & OBJECTIVES

Promote inclusion accessible, cross cultural understanding within the city of Lacey.

Bringing diverese communities together and encourage family participation.

Fun games, Color play and music and celebrate

Create community engagement opportunities through kids games, promote culture and volunteering.

BUDGET & FUNDING REQUEST

Category	Budget Allocation	Notes
Venue	$100	Already fixed
Food (Snacks)	$350	Light Indian snacks & finger foods
Beverages	$125	Water, juices, soft drinks
Fun Games & Activities	$150	Prizes + materials
Music & Equipment	$150	Speaker rental / DJ basic setup
Event Insurance	$150	Short-term liability insurance
Marketing & Communications	$125	Flyers + social media boosts
Holi Colors & Supplies	$100	Organic colors preferred
Miscellaneous / Buffer	$100	Emergency expenses

EXPECTED OUTCOMES & IMPACT

- Cross – cultural engagement and education including awareness.
- Family -friendly safe gathering space
- Stronger community ties
- Promoting diversity within Lacey
- Belonging

EVALUATION & REPORTING

To ensure program effectiveness, we will:

- This event welcomes people of all backgrounds to experience Indian culture in an inclusive and joyful environment.
- Youth volunteer opportunities
- Economic benefits by community connection within the city of Lacey.

NEXT STEPS

Your support will make a profound difference in our cultural vibrant celebration event within the Lacey. We would love the opportunity to discuss this grant request further and explore how we can collaborate to make a lasting impact. Please contact Ravi Adigarla at lastarfoundation@outlook.com & 425 502 2103 to arrange a meeting or site visit.

Application Date	Event Type	Organization Name	Event Name	Event Goal Alignment	Is event located in the City or Urban Growth Area?	Event Address	2. Funding Request	Event Frequency	Event Start Date	Event End Date	Use of Funding (Scope of Services)	Total Budget	Request/Total Budget %	City of Lacey Funding	Estimated overall attendees Rounded Up	Estimated attendance not modified	Option 1: All funded equal % (49.7% of request)	Option 2 - Fund Top 5/6	Option 3: Fund Community & Cultural events equal % (74.6% of request)
02/17/26	Community & Cultural Event	Hummingbird Studio	Art in the Park	Advance Council-adopted goals, City-wide policies, and the City's strategic planning Benefit the City's diverse communities Create and maintain an environment free of discrimination Promote the City and Create a welcoming environment	Lacey	Woodland Creek Park, Shelter B, 6729 Pacific Ave. SE, Lacey, WA 98503	$2,500.00	Single Day	07/24/26	07/24/26	Administration Equipment and Supplies Food & Beverage Marketing and Communications Program and Activities Staffing and Volunteers Venue	$2,500.00	100%	Not Applicable	100	50-100	$ 1,242.54		$ 1,865.67
02/02/26	Community & Cultural Event	New Life Baptist Church of Thurston County	Black History Month Pop Up Museum	Benefit the City's diverse communities Create and maintain an environment free of discrimination Promote the City and Create a welcoming environment	Lacey UGA	7838 Pacific Avenue South East, Lacey, Washington 98503	$5,000.00	Multi-Day	02/01/26	02/27/26	Administration Equipment and Supplies Food & Beverage Marketing and Communications Program and Activities Staffing and Volunteers Venue	$5,250.00	95%	Not Applicable	750	500-750	$ 2,485.09		$ 3,731.34
02/27/26	Community & Cultural Event	TOGETHER!	Club House Community & Cultural Event	Benefit the City's diverse communities Create and maintain an environment free of discrimination Promote the City and Create a welcoming environment	Lacey	Lacey Depot - 5555 Pacific Avenue SE Lacey, WA 98503	$5,000.00	Single Day	10/31/26	10/31/26	Administration Equipment and Supplies Food & Beverage Marketing and Communications Program and Activities Venue	$5,000.00	100%	Not Applicable	200	150-200	$ 2,485.09		$ 3,731.34
02/23/26	Community & Cultural Event	Women's Dignity School	Community Cultural Gathering	Advance Council-adopted goals, City-wide policies, and the City's strategic planning Benefit the City's diverse communities Create and maintain an environment free of discrimination Promote the City and Create a welcoming environment	Lacey	Huntamer Park	$5,000.00	Single Day	06/06/26	06/06/26	Equipment and Supplies Food & Beverage Program and Activities	$5,000.00	100%	Not Applicable	80	80	$ 2,485.09		$ 3,731.34
02/11/26	Community Event	FEED NEEDS	FEED NEEDS – Lacey Community Food & Grill Outreach	Advance Council-adopted goals, City-wide policies, and the City's strategic planning Benefit the City's diverse communities Create and maintain an environment free of discrimination Promote the City and Create a welcoming environment	Lacey	6729 Pacific Ave SE, Lacey, WA 98503	$5,000.00	Single Day	07/18/26	07/18/26	Administration Equipment and Supplies Food & Beverage Marketing and Communications Program and Activities Staffing and Volunteers Transportation	$8,750.00	57%	Not Applicable	350	350	$ 2,485.09		
02/27/26	Community & Cultural Event	INDIAN AMERICAN STAR FOUNDATION	Holi - Festival of Colors - A Community Celebration of Unity and Diversity	Advance Council-adopted goals, City-wide policies, and the City's strategic planning Benefit the City's diverse communities Create and maintain an environment free of discrimination Promote the City and Create a welcoming environment	Lacey	Rainier Vista Park - Shelter A	$1,000.00	Single Day	04/04/26	04/04/26	Administration Equipment and Supplies Food & Beverage Marketing and Communications Program and Activities Venue	1500	67%	Not Applicable	75	75	$ 497.02		$ 746.27
02/02/26	Community & Cultural Event	Polynesian Association of Thurston County	LaceyPolyFest	Advance Council-adopted goals, City-wide policies, and the City's strategic planning Benefit the City's diverse communities Create and maintain an environment free of discrimination Promote the City and Create a welcoming environment	Lacey	26-27 Jun 2026	$5,000.00	Multi-Day	06/26/26	06/27/26	Equipment and Supplies Marketing and Communications Program and Activities Venue	$13,719.09	36%	LTAC	5000	5000+	$ 2,485.09		$ 3,731.34
02/27/26	Community Event	The JOLT News Organization	Local News Day	Advance Council-adopted goals, City-wide policies, and the City's strategic planning Benefit the City's diverse communities Create and maintain an environment free of discrimination Promote the City and Create a welcoming environment	Lacey	Norman Worthington Conference Center — Saint Martin's University	$5,000.00	Single Day	04/08/26	04/08/26	Administration Food & Beverage Marketing and Communications Program and Activities Staffing and Volunteers Venue	$8,138.00	61%	Not Applicable	325	275-325	$ 2,485.09		
02/16/26	Community Event	Olympia Youth Chorus	Olympia Youth Chorus Holiday Concert	Advance Council-adopted goals, City-wide policies, and the City's strategic planning Benefit the City's diverse communities Create and maintain an environment free of discrimination Promote the City and Create a welcoming environment	Lacey	Koval Center for the Performing Arts, 4155 6th Ave NE, Lacey WA 98506	$1,800.00	Single Day	12/14/26	12/14/26	Venue	$3,874.00	46%	Not Applicable	600	600	$ 894.63		
02/25/26	Community & Cultural Event	Christlike AgroTourism for Racial Equality Wellness Center & Services	S.A.F.E. Community Wellness Day - Presented by C.A.R.E. Wellness Cente	Benefit the City's diverse communities Create and maintain an environment free of discrimination Promote the City and Create a welcoming environment	Lacey	6729 Pacific Ave SE, Lacey, WA 98503	$5,000.00	Single Day	04/04/26	04/04/26	Administration Equipment and Supplies Food & Beverage Marketing and Communications Program and Activities Staffing and Volunteers Transportation	$5,000.00	100%	Not Applicable	100	100	$ 2,485.09		$ 3,731.34
02/19/26	Community & Cultural Event	South Sound Studio Tour Foundation	The South Sound Studio Tour	Advance Council-adopted goals, City-wide policies, and the City's strategic planning Benefit the City's diverse communities Create and maintain an environment free of discrimination Promote the City and Create a welcoming environment	Lacey	Lacey MakerSpace at St. Martin's University, Zaverl Hall Bldg. 5, Baran Drive SE Lacey, WA 98503	$5,000.00	Multi-Day	05/30/26	05/31/26	Marketing and Communications Program and Activities Staffing and Volunteers	$32,121.12	16%	Not Applicable	150	150 in Lacey	$ 2,485.09		$ 3,731.34
02/25/26	Community Event	Thurston County Food Bank	Thurston County Hunger Walk	Advance Council-adopted goals, City-wide policies, and the City's strategic planning Benefit the City's diverse communities Create and maintain an environment free of discrimination Promote the City and Create a welcoming environment	Lacey	8345 Steilacoom Rd SE, Olympia, WA 98513	$5,000.00	Single Day	05/03/26		Equipment and Supplies Food & Beverage Marketing and Communications Venue	$13,100.00	38%	Not Applicable	100	100	$ 2,485.09		

Event Type	
Community Event	4
Cultural Event	0
Community & Cultural Event	8
Total	**12**

	Option 1	Option 2	Option 3
Total funding	$ 25,000.00	$ 25,000.00	$ 25,000.00
Allocated	$ 25,000.00	$ -	$ 25,000.00
Remaining	$ -	$ 25,000.00	$ -

Event Type	
Community Event	4
Cultural Event	0
Community & Cultural Event	8
Total	**12**

Location	
Lacey	11
Lacey UGA	1
Total	**12**

Funding Request	
Less than $5000	3
$5,000	9
Total	**12**
Total Amount	**$50,300.00**

Funding Request as % of Total Budget	
< = 49%	4
50% to 75%	3
76%+	5
Total	**12**

Receiving other City Funding	
Other City Funding	1
Not Applicable	11
Total	**12**

Estimated Attendance	
Less than 200	7
201 to 499	2
500+	3
Total	**12**
Total Estimated Attendance	**7830**

STAFF REPORT

Council Worksession
April 14, 2026

Subject:	Transportation Benefit District Funding Renewal
To:	Lacey City Council
Prepared by:	Aubrey Collier
Department Director:	Scott Egger, Public Works Director SE
Reviewed By:	Not Applicable
Final Review:	Rick Walk, City Manager RW

Purpose: Briefing

Recommendation: Authorize staff to move forward with a February 2027 election date with the same ballot measure language presented to the voters in 2017.

Brief: The Transportation Benefit District (TBD) sales tax funding authorization will expire in February 2027. At the March 10, 2026 Worksession, the council discussed proposed election dates to place a ballot measure to renew the TBD and also discussed whether to keep the same ballot language as voted on in 2017 or modify the language to provide flexibility for new sidewalk construction. Based on the discussion, the Council directed staff to schedule a another worksession for further discussion focusing on:

1) Confirmation of tax measures proposed by other local jurisdictions anticipated on the ballot in November of 2026.
2) Information contained within the Lacey Pedestrian and Bicycle Plan identifying gaps in the pedestrian network.
3) Examples of typical or potential sidewalk projects in the City.
4) Alternative funding options for constructing new sidewalks if TBD funds are used only for repair and maintenance.
5) The communication strategy for the TBD renewal project.

At the April 14th worksession staff will provide a presentation for council addressing the above topics and questions raised on March 10th.

Alternatives:

1. Revise the renewal ballot language to provide flexibility to use TBD funds to construct new sidewalks where critical gaps are identified.
2. Consider placing the renewal measure on the November 2026 general election
3. A combination of the above.

Prior Review:
March 10, 2026 Worksession

Background:

A Transportation Benefit District (TBD) is a funding tool authorized by the Revised Code of Washington (RCW) that can be utilized by local governments to help fund transportation improvements.

City's historically have been challenged with funding transportation maintenance due to limited funding tools compared to utilities which have dedicated funding sources or counties which have a dedicated road tax. Transportation maintenance is typically funded through dedicated sources of revenue such as the gas tax and general fund dollars that compete with other priority general fund services provided by the city. Maintaining a dedicated funding source for regular proactive maintenance and rehabilitation of critical infrastructure, such as streets, saves the community from substantial greater cost to completely replace fully degraded roadways.

The City of Lacey Transportation Benefit District is funded by a .02% sales tax that was approved by a vote by the public in February 2017. The authorization for this tax expires after 10 years in February of 2027. This tax on average has provided approximately $3.8 Million/year in revenue. Below is the full text of the ballot language approved by Lacey voters in 2017.

> *"The Lacey City Council, serving as the Board of the Lacey Transportation Benefit District, Lacey, Washington, adopted Resolution 1043 concerning a sales and use tax to fund transportation improvements within the District. This proposition would approve a two-tenths of one percent (0.2%) sales and use tax to be collected for ten years. Revenues would fund a Pavement Management Program to provide for pavement maintenance and preservation to extend the life of the city street system through the use of structural rehabilitation, pavement repair patching, asphalt resurfacing, slurry seal, other restoration and resurfacing methods, and pedestrian improvements including repair or replacement of sidewalks and construction of curb ramps in conjunction with the Pavement Management Program. "*

The 2025 State of the Streets pavement analysis results presented at the March 10 worksession show that the City needs approximately $4 million/year to maintain the current pavement condition rating. This need will continue to grow as new streets are built, existing streets age, and as areas are annexed in to the City. Additional funding is also needed for the annual sidewalk replacement program. The City has approximately 18,000 sidewalk offsets or damaged sidewalks in need of repair. Over the last 4 years, the City has been setting aside approximately $500k of TBD money for sidewalk repairs, and staff recommends increasing this to $750k per year.. This brings the total capital maintenance funding need to approximately $4.75 Million/year. With current funding needs for maintenance alone, staff

recommends keeping ballot language as it currently is in order for the City to prioritize maintaining our existing infrastructure.

At the March 10, 2026 City Council Worksession, staff outline the advantages and disadvantages on placing the TBD renewal measure on either the November 2026 or February 2027 ballot. The Council discussed the potential of other local government tax measures being proposed to the community and whether there are any confirmed proposals planned for November 2026. Since the meeting, staff verified that Lacey Fire District #3 is planning a capital bond levy for the November 2026 election. The proposed bond levy is to primarily for the construction of a fire station and training center on Fire District owned property near the intersection of Britton Parkway and Gateway Blvd.

The Council also discussed whether the ballot language should remain the same (roadway and sidewalk maintenance only), or be modified to allow for new sidewalk or roadway construction to address existing sidewalk gaps in the pedestrian network.

Staff provided an example of a typical street segment without sidewalk. Staff provided an overview of the costs to install sidewalks along 22nd Ave based on current City standards, estimated at $2M in cost. City standards include new sidewalks on both sides of the street, lighting, stormwater and landscaping requirements. Through the discussion Council indicated they were interested in projects that are smaller in nature such as infill/missing links rather than full roadway improvements demonstrated by the 22nd Avenue example.

Based on the council discussion, staff conducted additional research and confirmed the typical gaps in the pedestrian network are the longer sidewalk gaps similar to the 22nd Avenue example. However, smaller gaps in the pedestrian network do exist in limited locations. At the April 14, 2026 worksession, staff will provide additional information and overview of the missing sidewalk links identified in the City's Pedestrian and Bicycle Plan. Staff will also summarize the City's historical approach to sidewalk projects whether addressing small gaps or long segments. In the past, staff has typically focused on large scale projects that benefit all users including pedestrians and bicyclists. The benefit of large-scale projects is that we achieve the greatest benefit to the most users as well as produce the most work with limited staff.

Staff's approach to project design is to also capture and incorporate small adjacent improvements into larger projects to stretch public dollars further. Adjacent improvements can include small sidewalk segments to fill in gaps or upgrading utility mains at the same time to minimize contractor mobilization and asphalt repair costs.

Finally, staff will also brief the council on alternatives to TBD dollars, such as arterial/fuel tax funds, local improvement districts, etc., that can be built into the project planning and annual budget process to fund sidewalk projects to address gaps in the pedestrian network.

STAFF REPORT

Council Worksession
April 14, 2026

Subject: Preliminary 2026 Year-End Financial Update
To: Lacey City Council
Prepared by: Troy Woo, Finance Director
Department Director: Troy Woo, Finance Director
Reviewed By: Troy Woo, Finance Director
Final Review: Rick Walk, City Manager

Purpose: Briefing

Recommendation: Review only.

Brief: The City's preliminary 2025 year-end financial results reflect stable overall performance, with expenditures below budget and core revenues generally meeting or exceeding expectations. General Fund expenditures declined compared to 2024, mainly due to reduced capital transfers, while revenues decreased modestly as a result of planned reductions to capital transfers and one-time grant funding. Ongoing revenue sources, including sales tax, property tax, and utility taxes, remained steady, although early signs of slowing in construction and certain retail sectors are emerging. These results are preliminary pending completion of the Annual Comprehensive Financial Report and audit, with only minor adjustments anticipated. While the City remains in a stable financial position, continued economic uncertainty and inflationary pressures highlight the need to stay the course with cautious and flexible financial planning.

Alternatives:
1. No action requested.

Prior Review:
Select a Meeting Type – NA

Fiscal Impact:
Budgeted Item: No
Amount:

Attachments:
1. 4th Quarter Expenditure Summary
2. 4th Quarter Revenue Summary

Policy or Legal Alignment:

Background:

The preliminary revenue and expenditure reports for the 2025 year-end have been completed, however, the City's Annual Comprehensive Financial Report has not yet been submitted. The submission deadline is May 30, 2026. The Finance team is diligently working on finalizing the report.

Until the annual audit is conducted, these reports should be considered preliminary. The Finance Department is confident that most significant revenues and expenditures have been recorded, with any future adjustments expected to be minor. As a result, preliminary information is being presented at this time. The report primarily focuses on the General Fund, accompanied by summaries of revenue and expenditures for all of the City's 31 funds.

General Fund Expenditures

As of December 31, 2025, total General Fund Expenditures were $75,709,007, or 85.2 percent, of the amended 2025 Budget. This is a total decrease of $6,710,124, or 8.1 percent, compared to the 2024 total expenditure level. The net decrease is a result of lower transfers out for capital projects. The majority of the capital transfers were related to the Police Station and Training Facility construction project.

Although all expenditure categories are reporting variances from the previous year, only the most significant and noteworthy variances are described below.

- The Contracted Services Department expenditures increased by $336,677. Election and voter registration and public defense contract expenditures increased by $118,469 and $108,459, respectively.

- The 2025 Human and Social Services Department's expenditures increased by $866,222. The primary reasons for the increase relate to the Mullen Road property purchase ($451,322), that was surplused to the Housing Authority of Thurston County for the development of affordable housing, and funding of the new social services grant program awards ($322,344).

- Prior to the 2025 Budget, the City Clerk and Communications Departments were combined. For 2025, the City Clerk Department reports a $458,544 increase because there are no 2024 expenditures for comparison purposes. The Communications Department reports a $355,657 decrease due to it becoming its own department for budget purposes. The net increase for the two departments is $102,887, which is due to salary and benefit cost increases.

- The Police Department's 2025 expenditures increased by $1,526,280 compared to last year when combining the Police Department with the Criminal Justice and new Public Safety Funds, and removing the impacts of the one-time 2024 capital transfer out for the new Police Station project. The combined salary and benefit expenses increased by $1,119,340. This increase includes the full-year impact of adding four new police officers funded by the county-wide voter approved sales tax increase. The remainder of the increase is mostly attributed to capital outlay purchases of four new vehicles for the additional police officers.

- An increase of $248,822 occurred in the Public Works – Parks Maintenance Department. City of Lacey Utility (irrigation) costs increasing by $151,139 and the $112,226 tennis court resurfacing project were the main reasons for the overall increase during 2025. The Thurston County Pickleball Club contributed $100,000 toward the resurfacing project.

- Community and Economic Development's expenditures increased by $679,057. A $323,763 increase to salary and benefit costs and a $259,040 increase in special project expense (climate action initiatives) were the main contributors to the increase.

- An increase of $348,129 occurred in the Public Works - Water Resources Department. Salary and benefits increased by $308,647 due to overall rising labor costs.

- Parks, Culture, and Recreation experienced a $231,706 decrease in 2025 due to an accounting transaction related to a 2024 North Thurston Public Schools pool lease ($371,942). Offsetting this decrease are salary and benefit increases of $123,242.

- Transfers out had a total decrease of $10.6 million. Transfers decreased due to lower planned capital transfers relating to the new Police Station and Training Facility construction.

- Total expenditures in the Criminal Justice Fund decreased by $1.7 million. The decrease is a result of a 2024 one-time transfer of $1.6 million for the construction of the new Police Station and Training Facility.

- 2025 was the first full year of operation for the new Public Safety fund, so expenditures increased by $1.5 million compared to the 2024 partial year of operations.

- The Street Fund experienced an $814,130 increase. During 2025, a one-time $1.0 million transfer of City Council committed reserves to the Arterial Street Fund was made to help fund the design of the 7th Avenue and College Street roundabout project.

Additional details are provided in the attached expenditure summaries for the General Fund departments and other funds.

General Fund Revenues

As of December 31, 2025, total General Fund Revenues were $71,794,868, or 80.8 percent, of the amended budget. Overall, General Fund revenues decreased by $462,262 compared to 2024. The primary reason for the overall decrease is lower grant revenues. During 2024, the remaining $3.7 million of the American Rescue Plan Act State (ARPA) Local Fiscal Recovery Funds (SLFRF) were applied to the Police Station and Training Facility project, and Washington State Department of Commerce energy initiative grants were received and expended. Tax collections and interfund service revenues increased in 2025 compared to 2024.

- During 2025, $8,812,119 of property taxes were collected. This is equal to 100.0 percent of the annual property tax budget. This is an increase of $827,232 compared to the previous year. During a recent audit, the State Auditor's Office recommended that 100 percent of property tax revenues be recognized regardless of its collection status. In other words, going forward, the City will be recognizing 100 percent of the property tax levy. The 2025 year-end adjustment for this revenue recognition was $71,492. Also contributing to the 2025 reported increase is the property tax allocated to Community Buildings Fund (Fund 005), which was $183,187 lower than 2024. Finally, the 2025 property tax collections were expected to increase by $444,733, due to a combination of the one percent increase (+$88,282), new construction credit (+$209,284), and refund levy (+$147,167).

- 2025 general sales tax receipts totaled $16,599,745. This is $358,134, or 2.2 percent, higher than last year.

Category	Cash Basis Yr-Ended Dec. 31 This Year	Last Year	% Chg	Last 12 Months
General Merchandise Retailers	$ 2,588,814	$ 2,617,677	(1.1)	$ 2,588,814
Sporting Goods, Hobby, Musical Instrument, Books	1,870,918	1,804,673	3.7	1,870,918
Construction of Buildings	1,694,586	1,640,466	3.3	1,694,586
Food Services and Drinking Places	1,656,575	1,643,945	0.8	1,656,575
Building Material and Garden Equipment and Supplies	854,361	929,839	(8.1)	854,361
Specialty Trade Contractors	803,549	955,505	(15.9)	803,549
Merchant Wholesalers, Durable Goods	658,248	597,805	10.1	658,248
Motor Vehicle and Parts Dealers	616,631	718,944	(14.2)	616,631
Furniture, Home Furnishings, Electronics, and Applianc	597,856	540,636	10.6	597,856
Administrative and Support Services	577,758	572,578	0.9	577,758
Professional, Scientific, and Technical Services	511,652	462,690	10.6	511,652
Food and Beverage Retailers	401,679	370,870	8.3	401,679
Clothing, Clothing Accessories, Shoe, and Jewelry	337,339	334,492	0.9	337,339
Repair and Maintenance	316,015	327,108	(3.4)	316,015
Telecommunications	273,903	281,932	(2.8)	273,903
Rental and Leasing Services	252,784	219,879	15.0	252,784
Merchant Wholesalers, Nondurable Goods	244,534	242,914	0.7	244,534
Couriers and Messengers	240,249	203,637	18.0	240,249
Health and Personal Care Retailers	221,387	212,251	4.3	221,387
Amusement, Gambling, and Recreation Industries	176,779	166,542	6.1	176,779
	$ 14,895,617	**$ 14,844,381**		**$ 14,895,617**

- Using the cash basis, the top 20 sources provided 91.8 percent of all sales tax during 2025. The City's largest sales tax category, "General Merchandise Stores", experienced a 1.1 percent decrease compared to 2024. It should be noted that during the three months following the reporting period included in the above table, the "General Merchandise Stores" category has experienced monthly declines of -0.9 percent, -0.2 percent and -0.02 percent. As a whole, the categories related to construction, development and home improvement experienced declines during 2025 (Construction of Buildings, Specialty Trade Contractors, Building Material, Merchant Wholesalers, and Furniture & Home Furnishings). After a multi-year recovery from the pandemic, Food Services (restaurants) continued their growth trend throughout 2025, yet at a much lower growth rate.

- The General Fund business & occupation (B&O) tax totaled $4,034,983, or 109.1 percent, of the budget estimate. B&O tax collections increased by $167,988. Due to the accrual nature of tax receipts, the exact details of the increase are not clear. It is likely that a renewed focus on penalties, outreach and licensing compliance are contributing factors.

- Utility tax collections for 2025 were $1,687,037 higher than the previous year. Utility tax from electricity and City-owned utilities increased $956,757 and $325,743, respectively, compared to 2024. Natural gas utility tax increased by $303,404.

Recognizing this significant increase, the total utility tax projections within the 2026 Budget increased by 9.1 percent.

- $1,608,452 of non-business license (which includes building, mechanical, plumbing, and electrical permit fees) revenues were collected during 2025. This is a $101,496 increase compared to the previous year. Building permit fees increased by $14,451 during 2025. These fees are an indication of future new construction, so based on the 2025 year-end fees, construction activity during 2026 may be similar to the activity that occurred in 2025. Mechanical and electrical permit fees were up by $26,144 and $59,950, respectively.

- Grant proceeds decreased by $4,287,841 in 2025. The two-year planned use of the $6.8 million Coronavirus State and Local Fiscal Recovery Funds (American Rescue Plan Act) for the Police Station and Training Facility project was completed during 2024, causing a $3.1 million decrease in 2025. Also, during 2024, multiple Washington State Department of Commerce grants were received for climate planning, middle housing, and home electrification and appliance rebates.

- Economic Environment/Plan Checking fees increased by $63,852. Plan check fees decreased by $113,064. These fees are another indicator of future development and construction. The overall revenue category increased due to inspection fee increases of $184,998.

- Reported interest earnings decreased by $87,862. It should be noted that this decrease includes market value losses that will not be realized unless securities are sold before maturity. General Fund actual interest earnings decreased by $384,870. During 2025, the Federal Reserve lowered rates three times for a total of 0.75 percent, establishing the current 3.50 percent to 3.75 percent range. Also, the significant transfers of reserves for capital projects reduced the amount of principal for interest earnings.

Utility Funds

Year-end operating expenditures for the City's utilities were mostly consistent with the budget projections.

Water Utility Maintenance and Operations Fund

Water Utility Maintenance and Operations Fund expenditures were $1,868,171, or 8.9 percent, higher during 2025 mainly due to higher annual capital transfers to the Water Capital Fund (+$1,984,158), salaries and benefits ($278,515), indirect cost plan charges (+$255,728), and repair supplies (+$164,947). Offsetting the overall increase was a decrease to replacement water meter inventory of $806,599.

Total 2025 water revenues were $2,755,119 higher than 2024. Total water sales were $2,589,923, or 12.2 percent, higher than the 2024 water sales.

Wastewater Utility Maintenance and Operations Fund

Wastewater Utility Maintenance and Operations Fund expenditures were $3,875,203, or 16.5 percent, higher in 2025. The primary reasons are increases to salaries and benefits (+$285,478), LOTT collections and remittances (+$1,003,331), capital equipment outlays (+$226,797), indirect cost plan charges (+$220,039), and annual capital transfers to the Water Capital Fund (+$2,303,096).

Wastewater total revenues were $2,501,213 higher than the previous year. Wastewater sales were $1,357,515 higher and LOTT sales were $996,437 higher than 2024.

Stormwater Maintenance and Operations Fund

The Stormwater Maintenance and Operations Fund expenditures increased by $332,716, or 5.8 percent, compared to the previous year due to higher operating transfers for the General Fund's Water Resources Department support (+$162,088), annual capital transfers to the Stormwater Capital Fund (+$215,937), and indirect cost plan charges (+$143,974).

Stormwater revenues were $308,848 higher than 2024 as a result of a $299,876 increase to Stormwater sales revenue.

Conclusion and Updated 2026 Forecast

The year-end financial report contains no major surprises. General Fund expenditures exceeded revenues due to planned reserve drawdowns for capital projects. Tax revenues exceeded projections and operating expenditures were lower than budgeted, primarily due to higher sustained position vacancy levels. At this time, no adjustments to the 2026 forecasts are recommended, but there are elevated levels of concern and uncertainty on the horizon.

Throughout 2025 and the 2026 budget development efforts, the City has been navigating a great deal of uncertainty. In recent weeks, both economic indicators and geopolitical developments have increased the level of uncertainty. This is making near-term and long-term forecasting and planning more challenging.

Due to the inherent backward-looking nature of many of the economic indicators, most notably sales tax, employment trends, and inflation, many of the potential impacts of recent economic and geopolitical events have not yet been reflected in these indicators. This lag diminishes the reliability of the most current data, which increases the risk associated with revenue and expenditure assumptions and forecasting.

Global geopolitical instability, especially the ongoing conflict in the Middle East, is contributing to heightened economic risk. This conflict has the potential to disrupt global energy markets, especially oil supply and pricing. These risks are compounded by existing inflationary pressures that preceded the conflict. The February 2026 Consumer Price Index for Seattle/Tacoma/Bellevue increased to 3.8 percent and the February 2026 Producer Price Inflation was 3.4 percent, which was the highest in about a year. Assuming the Producer Price Inflation will be passed on to consumers, this is an indicator that inflation, which has shown signs of increases, will increase further with the impacts of the Middle East conflict.

Any sustained increase in energy costs could place additional upward pressure on inflation, affecting day-to-day municipal operations and, over the longer-term, transportation and utility capital projects. It could also negatively impact the City's primary revenue sources, such as sales tax, due to lower consumer confidence, changes in discretionary spending, and reduced development activity driven by sustained higher interest rates. Additionally, the City could face supply chain challenges and cost escalation, putting increased pressure on capital project costs and the City's service delivery.

Given these conditions, staff recommends a continued cautious approach. This includes:

- Continued development and implementation of the budget strategies to address the budget gap:

    1. Developing and implementing economic development initiatives to expand revenue sources that support City services
    2. Reviewing potential revenue opportunities
    3. Evaluating and closely monitoring expenditures

- Conservative revenue forecasting consistent with Resolution No. 992 (Fiscal Policies).

- Close monitoring of economic conditions.

- Continued consideration of shifting reserve designations to the maintenance and repair of existing facilities and infrastructure from the development of new assets, as discussed by the City Council at the October 28, 2025 Worksession discussion on reserve designations.

The City's budget, past financial performance, and strong fiscal policies have provided the ability to maintain a cautious and flexible approach to budget development. This includes conservative revenue forecasting, cautious expenditure expansion, and preserving adequate reserve levels. Together, these have led to financial stability and flexibility to plan rather than react. Staff will continue their work on the development of and recommendations for the budget strategies and evaluation of emerging economic trends and indicators. Staff will return to Council with updates or recommended adjustments as needed.

City of Lacey
Monthly Expenditure Summary
December 2025

Expenditures: **General Fund**	**2024 Amended Budget**	**YTD 12/31/2024 Actual**	**2024 YTD % of Budget**	**2025 Amended Budget**	**YTD 12/31/2025 Actual**	**2025 YTD % of Budget**	**2025-2024 YTD Variance**
City Council	$ 588,626	$ 437,788	74.4%	$ 552,638	$ 490,536	88.8%	$ 52,748
Contracted Services	2,635,541	2,909,424	110.4%	3,304,102	3,246,101	98.2%	336,677
City Manager	1,405,290	1,250,874	89.0%	1,463,878	1,230,178	84.0%	(20,696)
Human Resources	1,987,558	1,634,465	82.2%	1,905,533	1,492,253	78.3%	(142,212)
Human and Social Services	4,874,371	684,981	14.1%	5,561,049	1,551,203	27.9%	866,222
Communications	1,218,939	1,197,364	98.2%	860,135	841,708	97.9%	(355,657)
City Clerk	-	-		512,546	458,544	89.5%	458,544
Finance	2,430,140	2,172,492	89.4%	2,584,875	2,111,601	81.7%	(60,891)
Legal & Judicial	822,205	816,489	99.3%	972,646	937,137	96.3%	120,648
Common Facilities Overhead	1,706,031	1,648,454	96.6%	1,846,333	1,794,921	97.2%	146,467
Police	14,849,249	15,111,230	101.8%	16,230,602	15,266,408	94.1%	155,177
Public Works - Support SVC	149,448	128,462	86.0%	184,743	152,043	82.3%	23,581
Public Works - Engineering	5,445,924	5,379,187	98.8%	5,882,752	5,402,988	91.8%	23,801
Public Works - Parks Maint.	4,149,587	3,901,661	94.0%	4,307,444	4,150,483	96.4%	248,822
Public Works - Facilities Maint.	1,168,554	1,022,870	87.5%	1,281,027	1,141,503	89.1%	118,634
Community & Economic Dev.	5,720,270	4,150,108	72.6%	6,463,772	4,829,165	74.7%	679,057
Public Works - Water Resources	2,243,550	2,274,490	101.4%	2,864,662	2,622,619	91.6%	348,129
Parks, Culture, & Recreation	3,612,613	3,587,704	99.3%	3,695,326	3,355,998	90.8%	(231,706)
Transfers Out	28,003,593	22,109,822	79.0%	12,863,245	11,558,002	89.9%	(10,551,820)
Total Current Expense Fund:	**$ 83,011,489**	**$ 70,417,864**	**84.83%**	**$73,337,308**	**$ 62,633,390**	**85.40%**	**$ (7,784,475)**
					-		
Criminal Justice Fund	$ 3,143,349	$ 3,137,097	99.8%	$ 1,546,195	$ 1,452,562	93.9%	$ (1,684,536)
Public Safety Fund	1,981,037	834,635	42.1%	2,510,962	2,290,273	91.2%	1,455,638
Community Buildings Fund	986,535	743,163	75.3%	999,447	868,224	86.9%	125,062
Regional Athletic Complex	1,371,195	1,378,264	100.5%	1,515,013	1,500,360	99.0%	122,096
Street Fund	4,828,927	4,854,708	100.5%	5,964,500	5,668,838	95.0%	814,130
Capital Equipment Fund	2,363,285	1,053,400	44.6%	3,016,245	1,295,361	42.9%	241,960
Total General Fund Expenditures	**$ 97,685,817**	**$ 82,419,131**	**84.37%**	**$ 88,889,670**	**$ 75,709,007**	**85.17%**	**$ (6,710,124)**

Expenditures:
Other Funds

Arterial Street Fund	$ 25,679,980	$ 15,732,547	61.3%	$ 23,051,417	$ 12,645,221	54.9%	$ (3,087,326)
Transportation Improvement	5,340,000	2,476,364	46.4%	5,025,000	1,962,402	39.1%	(513,962)
Lodging Tax	600,000	572,937	95.5%	607,225	582,372	95.9%	9,435
Community Block Grant	769	-	0.0%	349,403	-	0.0%	-
Hicks Lake Management District	48,931	25,983	53.1%	50,099	24,261	48.4%	(1,722)
General Obligation Bond	954,262	934,600	97.9%	1,986,080	1,982,204	99.8%	1,047,604
LID Debt	138,134	-	0.0%	164,382	-	0.0%	-
Building Improvement	30,191,153	15,501,612	51.3%	40,707,640	29,588,849	72.7%	14,087,237
Parks & Open Space	6,479,624	320,917	5.0%	9,767,539	6,887,063	70.5%	6,566,146
Capital Project Revenue				2,500,000	1,040,004	41.6%	1,040,004
Regional Athletic Complex Capital	4,666,219	2,775,991	59.5%	4,511,833	1,584,635	35.1%	(1,191,357)
Water Utility	22,537,855	20,887,346	92.7%	27,056,207	22,755,517	84.1%	1,868,171
Wastewater Utility	24,509,503	23,498,088	95.9%	29,518,468	27,373,291	92.7%	3,875,203
Stormwater Utility	5,688,576	5,703,085	100.3%	6,283,986	6,035,801	96.1%	332,716
Reclaimed Water	2,223	39,087	1758.3%	2,921	-	0.0%	(39,087)
Water Capital	47,773,627	1,290,085	2.7%	32,562,420	17,272,265	53.0%	15,982,180
Wastewater Capital	19,014,962	562,414	3.0%	20,745,407	7,530,699	36.3%	6,968,286
Stormwater Capital	2,043,125	111,522	5.5%	2,529,135	791,176	31.3%	679,653
Reclaimed Water Capital	43,177	-	0.0%	56,743	-	0.0%	-
Water Debt Service	15,055,324	4,836,214	32.1%	5,085,477	10,289,134	202.3%	5,452,919
Wastewater Debt Service	10,656,313	3,411,421	32.0%	3,404,735	30,118	0.9%	(3,381,303)
Stormwater Debt Service	2,354,289	2,039,226	86.6%	2,352,267	27,703	1.2%	(2,011,523)
Equipment Rental	5,018,108	3,026,593	60.3%	5,706,608	3,364,971	59.0%	338,378
Information Management	3,555,772	2,836,431	79.8%	3,854,903	3,533,657	91.7%	697,226
Total Expenditures	**$ 330,037,743**	**$ 189,001,596**	**57.27%**	**$ 316,769,565**	**$ 231,010,348**	**72.93%**	**$ 42,008,753**

City of Lacey
Monthly Revenue Summary
December 2025

Revenues: General Fund	2024 Amended Budget	YTD 12/31/2024 YTD Actual	2024 YTD % of Budget	2025 Amended Budget	YTD 12/31/2025 YTD Actual	2025 YTD % of Budget	2025-2024 YTD Variance
Taxes:							
Property	$ 8,186,519	$ 7,984,887	97.5%	$ 8,812,119	$ 8,812,119	100.0%	$ 827,232
Sales	15,710,508	16,241,611	103.4%	15,773,405	16,599,745	105.2%	358,134
Business & Occupation	3,503,777	3,866,995	110.4%	3,697,413	4,034,983	109.1%	167,988
Admissions	180,000	163,319	90.7%	150,000	161,760	107.8%	(1,559)
Utility - Electric	3,255,750	3,432,577	105.4%	3,390,982	4,389,335	129.4%	956,757
Utility - Natural Gas	1,222,299	979,648	80.1%	938,441	1,283,052	136.7%	303,404
Utility - Solid Waste	598,901	573,130	95.7%	588,455	646,706	109.9%	73,575
Utility - Telephone	480,555	551,331	114.7%	543,725	578,888	106.5%	27,557
Utility - Water/Sewer/Storm	3,003,394	3,152,126	105.0%	3,457,269	3,477,868	100.6%	325,743
Excise - Forest/Leasehold	20,000	7,307	36.5%	20,000	5,238	26.2%	(2,069)
Gambling	540,700	644,391	119.2%	540,700	634,729	117.4%	(9,663)
Total Taxes	**$ 36,702,403**	**$ 37,597,323**	**102.44%**	**$ 37,912,509**	**$ 40,624,422**	**107.15%**	**$ 3,027,099**
Penalties & Interest	$ 5,000	$ 19,136	382.7%	$ 5,000	$ 32,604	652.1%	$ 13,468
Franchises	716,838	622,882	86.9%	654,158	573,554	87.7%	(49,328)
Licenses & Permits	1,675,123	1,700,131	101.5%	1,731,822	1,820,075	105.1%	119,944
Inter-Governmental:							
Criminal Justice	$ -	$ 14,199		$ -	$ -		$ (14,199)
Liquor Excise	429,679	408,614	95.1%	394,978	388,061	98.2%	(20,553)
Liquor Profits	448,697	448,687	100.0%	443,748	448,989	101.2%	303
Other State Entitlements	135,000	149,747	110.9%	135,000	138,175	102.4%	(11,572)
Inter-Gov. Service Charges	335,678	356,649	106.2%	335,678	334,077	99.5%	(22,572)
Other Grants	719,614	4,690,785	651.8%	430,668	402,944	93.6%	(4,287,841)
Total Inter-Governmental	**$ 2,068,668**	**$ 6,068,680**	**293.36%**	**$ 1,740,072**	**$ 1,712,245**	**98.40%**	**$ (4,356,435)**
Service Charges:							
General Government	$ 6,750	$ 108,657	1609.7%	$ 6,750	$ 109,842	1627.3%	$ 1,185
Security of Persons/Property	181,500	232,891	128.3%	181,500	235,893	130.0%	3,001
Economic Environment/Plan Checking	604,500	782,754	129.5%	604,500	846,606	140.1%	63,852
Culture and Recreation	852,940	838,230	98.3%	856,650	755,175	88.2%	(83,054)
Total Service Charges	**$ 1,645,690**	**$ 1,962,532**	**119.25%**	**$ 1,649,400**	**$ 1,947,517**	**118.07%**	**$ (15,016)**
Interfund Charges:							
Engineering Services	$ 3,472,012	$ 4,046,162	116.5%	$ 4,679,490	$ 3,633,554	77.6%	$ (412,608)
Park Maintenance	557,575	646,901	116.0%	525,846	631,829	120.2%	(15,072)
Water Resources	2,675,841	2,754,214	102.9%	3,090,593	3,110,933	100.7%	356,719
Other Interfund Charges	1,548,204	1,548,203	100.0%	2,167,944	2,167,944	100.0%	619,741
Total Interfund Charges	**$ 8,253,632**	**$ 8,995,479**	**108.99%**	**$ 10,463,873**	**$ 9,544,260**	**91.21%**	**$ 548,781**
Violations	$ 100,000	$ 100,004	100.0%	$ 100,000	$ 160,651	160.7%	$ 60,647
Interest Earnings	1,350,508	2,489,326	184.3%	1,089,875	2,401,464	220.3%	(87,862)
Other Miscellaneous	62,900	781,030	1241.7%	122,900	286,207	232.9%	(494,823)
Contributions	76,000	101,258	133.2%	186,000	207,540	111.6%	106,282
Transfers	48,500	48,500	100.0%	177,902	40,000	22.5%	(8,500)
Beginning Cash	30,306,227	-		17,503,797	-		-
Total Current Expense Fund Revenues	**$ 83,011,489**	**$ 60,486,281**	**72.86%**	**$ 73,337,308**	**$ 59,350,539**	**80.93%**	**$ (1,135,742)**
Criminal Justice Fund	$ 3,143,349	$ 1,663,720	52.9%	$ 1,546,195	$ 1,699,402	109.9%	$ 35,682
Public Safety Fund	1,981,037	2,366,812	119.5%	2,510,962	2,477,118	98.7%	110,306
Community Buildings Fund	986,535	981,806	99.5%	999,447	824,808	82.5%	(156,998)
Regional Athletic Complex Fund	1,371,195	1,430,962	104.4%	1,515,013	1,449,804	95.7%	18,842
Street Fund	4,828,927	4,794,723	99.3%	5,964,500	4,988,161	83.6%	193,437
Capital Equipment Fund	2,363,285	532,825	22.5%	3,016,245	1,005,037	33.3%	472,212
Total General Fund Revenues	**$ 97,685,817**	**$ 72,257,130**	**73.97%**	**$ 88,889,670**	**$ 71,794,868**	**80.77%**	**$ (462,262)**

Revenues: Other Funds	2024 Amended Budget	YTD 12/31/2024 YTD Actual	2024 YTD % of Budget	2025 Amended Budget	YTD 12/31/2025 YTD Actual	2025 YTD % of Budget	2025-2024 YTD Variance
Arterial Street Fund	$ 25,679,980	$ 6,033,087	23.5%	$ 23,051,417	$ 5,264,050	22.8%	$ (769,037)
Transportation Improvement Fund	5,340,000	3,927,962	73.6%	5,025,000	4,134,449	82.3%	206,488
Lodging Tax	600,000	620,533	103.4%	607,225	612,744	100.9%	(7,789)
Community Block Grant	769	1,564	203.4%	349,403	2,053	0.6%	489
Hicks Lake Management District	48,931	50,265	102.7%	50,099	53,296	106.4%	3,031
General Obligation Bond	954,262	934,303	97.9%	1,986,080	2,018,983	101.7%	1,084,680
LID Debt	138,134	200,247	145.0%	164,382	254,854	155.0%	54,607
Building Improvement	30,191,153	30,406,545	100.7%	40,707,640	26,897,316	66.1%	(3,509,229)
Parks & Open Space	6,479,624	63,152	1.0%	9,767,539	6,985,524	71.5%	6,922,372
Capital Project Revenue		-		2,500,000	3,706,865	148.3%	3,706,865
Regional Athletic Complex Capital	4,666,219	1,933,809	41.4%	4,511,833	2,373,664	52.6%	439,855
Water Utility	22,537,855	23,396,067	103.8%	27,056,207	26,151,186	96.7%	2,755,119
Wastewater Utility	24,509,503	26,212,246	106.9%	29,518,468	28,713,458	97.3%	2,501,213
Stormwater Utility	5,688,576	5,863,778	103.1%	6,283,986	6,172,626	98.2%	308,848
Reclaimed Water	2,223	4,521	203.4%	2,921	5,935	203.2%	1,414
Water Capital	47,773,627	14,290,825	29.9%	32,562,420	23,452,614	72.0%	9,161,789
Wastewater Capital	19,014,962	3,006,937	15.8%	20,745,407	6,444,003	31.1%	3,437,066
Stormwater Capital	2,043,125	2,262,369	110.7%	2,529,135	2,742,536	108.4%	480,167
Reclaimed Water Capital	43,177	87,841	203.4%	56,743	115,308	203.2%	27,466
Water Debt Service	15,055,324	8,137,310	54.0%	5,085,477	3,354,912	66.0%	(4,782,398)
Wastewater Debt Service	10,656,313	11,518,784	108.1%	3,404,735	2,895,558	85.0%	(8,623,225)
Stormwater Debt Service	2,354,289	370,630	15.7%	2,352,267	1,317,130	56.0%	946,499
Equipment Rental	5,018,108	6,209,685	123.7%	5,706,608	7,445,459	130.5%	1,235,773
Information Management	3,555,772	3,452,681	97.1%	3,854,903	3,791,870	98.4%	339,188
Total Revenues	**$ 330,037,743**	**$ 221,242,271**	**67.04%**	**$ 316,769,565**	**$ 236,701,262**	**74.72%**	**$ 15,458,991**